



**Longreach  
Regional Council**  
Ilfracombe Isisford Longreach Yaraka

**Address all correspondence to:  
Chief Executive Officer  
PO Box 144, Ilfracombe QLD 4727  
Tel: (07) 4658 4111 | Fax: (07) 4658 4116  
Email: assist@longreach.qld.gov.au  
ABN: 16 834 804 112**

13 July 2023

Dear Councillors

**Re: Meeting Notice for Council Meeting to be held on 20 July 2023**

Notice is hereby given that the Council Meeting of the Longreach Regional Council will be held in the Council Boardroom, 96 Eagle Street, Longreach on Thursday 20 July 2023 commencing at 11:00am.

The Briefing Session for this meeting will be held in the Fairmount (East) room on Wednesday 19 July 2023 commencing at 11:00am.

Your attendance at these meetings is requested.

Yours faithfully

A handwritten signature in black ink, appearing to read 'Brett Walsh'.

Brett Walsh  
Chief Executive Officer

Enc





# LONGREACH REGIONAL COUNCIL ORDINARY MEETING AGENDA

**Thursday 20 July 2023**

*Council Boardroom, Longreach*

- 1. Opening of Meeting**
- 2. Prayer**
- 3. Consideration of Leave of Absence**
- 4. Declaration of any Prescribed / Declarable Conflicts of Interest by Councillors and Senior Council Officers**
- 5. Confirmation of MinuteS**
  - 5.1 Council - 22 June 2023 ..... 2
- 6. Mayoral Report**
  - 6.1 Mayoral Report ..... 45

***That Council receives the Mayoral Report, as presented.***

- 7. Councillor Requests**
- 8. Notices of Motion**
- 9. Petitions**
- 10. Deputations**
- 11. Chief Executive Officer's Report**
  - 11.1 Councillor Information Correspondence ..... 47
  - 11.2 Calendar of Events..... 235
  - 11.3 Common Seal Policy ..... 237
  - 11.4 Councillor Investigation Policy ..... 241
  - 11.5 Councillor Code of Conduct Policy ..... 249
  - 11.6 Councillor Expenses Reimbursement Policy ..... 262
  - 11.7 Acceptable Requests Guidelines by Councillors Policy..... 276
  - 11.8 Annual Operational Plan 2023-2024 ..... 286
  - 11.9 Request to Allocate 2024 Special Holiday ..... 305
  - 11.10 Longreach Regional Council Housing Strategy..... 309

**LONGREACH REGIONAL COUNCIL  
ORDINARY MEETING AGENDA**

---

11.11	Workplace Health & Safety Update Report - June 2023 .....	357
11.12	Information Report - Governance .....	361
<b>12.</b>	<b>Financial Services Report</b>	
12.1	Monthly Financial Statements.....	375
12.2	Interim Audit Report .....	392
12.3	Information Report - Financial Services .....	399
<b>13.</b>	<b>Corporate Services Report</b>	
	Nil Reports	
<b>14.</b>	<b>Community and Cultural Services Report</b>	
14.1	Community Donations - Individuals.....	411
14.2	Community Donations - Our Lady's School Parents and Friends Association .....	414
14.3	Exemption Certificate for a Class 10a Shed at 152 Ibis St, Longreach Qld 4730 .....	422
14.4	Referral Agency Assessment Application (Alternative Siting Assessment) - 152 Ibis Street, Longreach.....	428
14.5	Information Report - Planning & Development Report.....	433
14.6	Information Report - Community & Cultural Services.....	440
<b>15.</b>	<b>Infrastructure Services Report</b>	
15.1	Information Report - Infrastructure Services.....	453
<b>16.</b>	<b>Late Items</b>	
	Nil for this meeting	
<b>17.</b>	<b>Closed Matters</b>	
17.1	Sale of Surplus Property .....	469
<b>18.</b>	<b>Closure of Meeting</b>	

**LONGREACH REGIONAL COUNCIL  
ORDINARY MEETING AGENDA**

---

**1. OPENING OF MEETING**

**OUR VISION, MISSION AND VALUES**

**Vision:** Connecting Council and Community

**Mission:** Delivering excellent service

**Values:**

Values form the basis of our culture, they add meaning to work and they provide a basis for consistent planning and decision making across the organisation. The desired values and behaviours that every employee of Longreach Regional Council is expected to demonstrate in their daily activities, in the way they behave and in the way they make decisions are:

**1. A Safe and Healthy Work Environment**

Longreach Regional Council is committed to providing a safe and healthy workplace for employees, contractors, sub-contractors, visitors and volunteers.

**2. Inclusiveness and Respect**

We will show respect for all and continually engage with and listen to the people of our communities. We value the diversity of our region and we embrace and respect our rich outback and Indigenous heritage.

**3. Consistency and Fairness**

As a Council, we are balanced, fair, honest, transparent and accountable for our decisions and our actions.

**4. Teamwork and Staff Development**

We encourage initiative and collaboration by staff who are committed to teamwork, and we value continual professional development and learning across the organisation.

**5. Performance and Value for Money**

We are focused on results that are consistent with our mission and which realise our vision. We will achieve value for our communities through innovation, informed decision-making and efficient work practices.

**6. Leadership and Collaboration**

We will always demonstrate high standards of leadership in collaborating with the communities of our region, to achieve our vision. In serving our communities, we will build and maintain collaborative partnerships and relationships with the region's key government, non-government, industry and community stakeholders.

**7. Sustainability**

As an organisation, we uphold a quadruple-bottom-line approach, taking a social, cultural, economic and environmentally-sustainable approach to everything we do.

**8. Forward-looking**

We are aspirational with a clear vision for future prosperity while meeting community needs and respecting and building on our outback heritage.

**LONGREACH REGIONAL COUNCIL  
ORDINARY MEETING AGENDA**

---

**2. PRAYER** – Pastor Steve Cavill, Outback Aerial Mission

**3. CONSIDERATION OF LEAVE OF ABSENCE**

**4. DECLARATION OF ANY PRESCRIBED / DECLARABLE CONFLICTS OF INTEREST BY COUNCILLORS AND SENIOR COUNCIL OFFICERS**

**4.1 Declaration of Prescribed Conflicts of Interest on any Item of Business**

Pursuant to section 150EG, 150EH, 150EI, 150EJ, 150EK, 150EL and 150EM of the *Local Government Act 2009*, a Councillor who has a prescribed conflict of interest in a matter must notify Council of the potential benefit or loss, and if applicable, provide the name of the related person and their relationship with them. They may not participate in a decision relating to the matter and must leave the meeting.

**4.2 Declaration of a Declarable Conflict of Interest on any Item of Business**

Pursuant to section 150EN, 150EO, 150EP, 150EQ, 150ER, 150ES and 150ET of the *Local Government Act 2009*, a Councillor who has a declarable conflict of interest in a matter must notify Council of the nature of the interest, if applicable, name of the related person, the relationship to them, and the nature of the interest, and/or the value and date of any gift received.

The Councillor may voluntarily leave the meeting and not participate in a decision relating to the matter or;

Other Councillors may vote on this matter and decide if;

(a) the Councillor must leave the meeting and not participate in a decision relating to the matter; or

(b) the Councillor may remain in the meeting and participate in a decision relating to the matter.

**5. CONFIRMATION OF MINUTES**

5.1 Council - 22 June 2023

# **LONGREACH REGIONAL COUNCIL**



## **Ordinary Meeting**

**Thursday 22 June 2023**

## **UNCONFIRMED MINUTES**

**Minutes of the Longreach Regional Council Ordinary Meeting  
held on Thursday 22 June 2023 at the Civic Centre, 96 Eagle Street, Longreach**

---

**Index**

<b>1</b>	<b>Opening of Meeting and Acknowledgement of Country .....</b>	<b>4</b>
<b>2</b>	<b>Prayer .....</b>	<b>4</b>
	<b>Condolences .....</b>	<b>4</b>
<b>3</b>	<b>Consideration of Leave of Absence.....</b>	<b>4</b>
3.1	Leave Request .....	4
<b>5</b>	<b>Confirmation of Minutes .....</b>	<b>5</b>
5.1	Council - Thursday 18 May 2023 .....	5
<b>6</b>	<b>Reception and Consideration of the Mayor’s Report.....</b>	<b>5</b>
6.1	Mayoral Report.....	5
<b>7</b>	<b>Councillor Requests .....</b>	<b>5</b>
<b>8</b>	<b>Notices of Motion .....</b>	<b>5</b>
<b>9</b>	<b>Petitions .....</b>	<b>6</b>
<b>10</b>	<b>Deputations .....</b>	<b>6</b>
<b>11</b>	<b>Reception and Consideration of the Chief Executive Officer’s Report.....</b>	<b>6</b>
11.1	Councillor Information Correspondence.....	6
11.2	Calendar of Events .....	6
11.3	Bush Councils Convention 25 - 27 July 2023, Western QLD Alliance of Councils (WQAC Assembly) 26 - 28 September 2023 & Local Government Association Queensland (LGAQ) 127th Annual Conference 16 - 18 October 2023.....	8
11.4	Appointment of Deputy Chairperson and Deputy Local Disaster Coordinator, Longreach Regional Council Local Disaster Management Group.....	8
11.5	SES Controller - Honorarium Payment Consideration .....	9
11.6	Land and Pest Management Advisory Committee Minutes and Recommendations - 11 May 2023.....	9
11.7	Longreach Regional Council Corporate Plan 2024-2028 .....	9
11.8	Organisational Structure 2023-2024.....	10
11.9	Workplace Health & Safety Update Report - May 2023 .....	10
11.10	Information Report - Governance.....	10

**Minutes of the Longreach Regional Council Ordinary Meeting  
held on Thursday 22 June 2023 at the Civic Centre, 96 Eagle Street, Longreach**

<b>12</b>	<b>Reception and Consideration of the Financial Services Report.....</b>	<b>10</b>
12.1	Monthly Financial Statements .....	10
12.2	Information Report - Financial Services.....	11
12.3	2024 Budget - Estimated Financial Results For The 2022/23 Financial Year .....	11
12.4	2024 Budget - Adoption of the 2023/24 Budget and Long-Term Forecast .....	11
12.5	2024 Budget - Financial Policies For the 2023/24 Financial Year .....	11
12.6	2024 Budget - Differential General Rates Categories and Levies.....	12
12.7	2024 Budget - Separate Charge - Environmental Levy.....	19
12.8	2024 Budget - Special Charge - Control of Pest Animals .....	19
12.9	2024 Budget - Special Charge - Longreach Wild Dog Exclusion Fencing Scheme.....	21
12.10	2024 Budget - Water Service Charges .....	24
12.11	2024 Budget - Sewerage Charges .....	31
12.12	2024 Budget - Waste Charges.....	32
12.13	2024 Budget - Rates and Charges Levy & Payment .....	33
12.14	2024 Budget - Interest on overdue rates or charges .....	34
12.15	2024 Budget - Discount on Rates and Charges .....	34
12.16	2024 Budget - Pensioner Rating Concessions .....	34
12.17	2024 Budget - Proposed Register of Commercial and Regulatory Fees 2023-2024.....	35
<b>13</b>	<b>Reception and Consideration of the Community Services Report.....</b>	<b>35</b>
13.1	Community Donations - Ilfracombe Picnic Races .....	35
13.2	Community Donations - Individuals .....	36
13.3	Sponsorship - Longreach Yellowbelly Recreation Club Inc.....	36
13.4	Sponsorship - Somerset Storyfest.....	37
13.5	Referral Agency Assessment Application (Alternative Siting Assessment) - 164 Ibis Street, Longreach.....	37
13.6	Development Application for a Development Permit for Building Work for a Shed at 30-36 Thrush Rd, Longreach.....	38
13.7	Information Report - Planning & Development .....	40
13.8	Information Report - Community Services.....	41
<b>14</b>	<b>Reception and Consideration of the Infrastructure Services Report .....</b>	<b>41</b>
14.1	Information Report - Infrastructure Services .....	41
<b>15</b>	<b>Late Items.....</b>	<b>41</b>

**Minutes of the Longreach Regional Council Ordinary Meeting  
held on Thursday 22 June 2023 at the Civic Centre, 96 Eagle Street, Longreach**

---

<b>16</b>	<b>Closed Matters .....</b>	<b>41</b>
<b>17</b>	<b>Closure of Meeting .....</b>	<b>41</b>
	<b>Minutes Certificate.....</b>	<b>41</b>



**Minutes of the Longreach Regional Council Ordinary Meeting  
held on Thursday 22 June 2023 at the Civic Centre, 96 Eagle Street, Longreach**

---

**1 Opening of Meeting and Acknowledgement of Country**

The Mayor declared the meeting open at 9:15am.

*"We acknowledge the Traditional Owners of the land on which we meet today, and we acknowledge elders past and present."*

**2 Prayer**

Reverend Steve Ballin, Baptist Church, opened the meeting with a prayer.

**Condolences**

Council paid its respects and observed a minutes silence for the passing of community member Catherine Cecilia Quinn.

**PRESENT**

**Councillors**

Mayor	Cr AC Rayner
Deputy Mayor	Cr LJ Nunn
	Cr DJ Bignell
	Cr AJ Emslie
	Cr DW Paterson
	Cr TFB Smith

**Officers**

Chief Executive Officer	Brett Walsh
Chief Financial Officer	David Wilson
Director of Community Services	Karyn Stillwell
Acting Director of Infrastructure Services	Guy Goodman
Executive Officer, Economic Development and Public Affairs	Simon Kuttner
Executive Assistant to Chief Executive Officer, Mayor and Councillors	Elizabeth Neal

**3 Consideration of Leave of Absence**

**(a) 3.1 Leave Request**

Cr Hatch has requested a leave of absence from this meeting due to unexpected personal commitments.

*(Res-2023-06-134)*

*Moved Cr Smith seconded Cr Emslie*

*That Council grants Cr Hatch a leave of absence from this meeting.*

*CARRIED 6/0*

**Minutes of the Longreach Regional Council Ordinary Meeting  
held on Thursday 22 June 2023 at the Civic Centre, 96 Eagle Street, Longreach**

---

**4 DECLARATION OF ANY PRESCRIBED / DECLARABLE CONFLICTS OF INTEREST BY COUNCILLORS**

**4.1 Declaration of Prescribed Conflicts of Interest on any Item of Business**

Pursuant to section 150EG, 150EH, 150EI, 150EJ, 150EK, 150EL and 150EM of the *Local Government Act 2009*, a Councillor who has a prescribed conflict of interest in a matter must notify Council of the potential benefit or loss, and if applicable, provide the name of the related person and their relationship with them. They may not participate in a decision relating to the matter and must leave the meeting.

*No declarations were made for this meeting.*

**4.2 Declaration of a Declarable Conflict of Interest on any Item of Business**

Pursuant to section 150EN, 150EO, 150EP, 150EQ, 150ER, 150ES and 150ET of the *Local Government Act 2009*, a Councillor who has a declarable conflict of interest in a matter must notify Council of the nature of the interest, if applicable, name of the related person, the relationship to them, and the nature of the interest, and/or the value and date of any gift received.

The Councillor may voluntarily leave the meeting and not participate in a decision relating to the matter or;

Other Councillors may vote on this matter and decide if;

- (c) the Councillor must leave the meeting and not participate in a decision relating to the matter; or
- (d) the Councillor may remain in the meeting and participate in a decision relating to the matter.

*No declarations were made for this meeting.*

**5 Confirmation of Minutes**

**(b) 5.1 Council – Thursday 18 May 2023**

*(Res-2023-06-135)*

*Moved Cr Bignell seconded Cr Nunn*

*That Council confirms the Minutes of the Council meeting held on Thursday 18 May 2023.*

*CARRIED 6/0*

**6 Mayoral Report**

**(c) 6.1 Mayoral Report**

Consideration was given to the Mayor's Report

*(Res-2023-06-136)*

*Moved Cr Nunn seconded Cr Emslie*

*That Council receives the Mayoral Report, as presented.*

**Minutes of the Longreach Regional Council Ordinary Meeting  
held on Thursday 22 June 2023 at the Civic Centre, 96 Eagle Street, Longreach**

CARRIED 6/0

**7 Councillor Requests**

**8 Notices of Motion**

**9 Petitions**

**10 Deputations**

**11 Reception and Consideration of Chief Executive Officer's Report**

Consideration was given to the Chief Executive Officer's Report

**(d) 11.1 Councillor Information Correspondence**

From the Chief Executive Officer, tabling a list of significant and relevant correspondence for Councillors and public information.

The following correspondence has been received up to Tuesday 13 June 2023:

1. Outback Pioneers – Letter of thanks
2. Barcaldine Regional Council – Mobile Child Care Unit
3. NATSPEC Simple Domestic
4. Electoral Commission of Queensland – The Countdown
5. Mr Andrew Hopper, Director-General, Department of Tourism, Innovation and Sport
6. Department of Tourism, Innovation and Sport – Minor Infrastructure Program Outcome
7. Qantas Founders Museum – Extended Operating Hours
8. QLD Day Sponsorship Program
9. Nominate Now 2024 Australian of the Year Awards

*(Res-2023-06-137)*

*Moved Cr Smith seconded Cr Paterson*

*That Council receives the Councillor Information Correspondence Report, as presented.*

CARRIED 6/0

**(e) 11.2 Calendar of Events**

**Upcoming Events, Meetings and Conferences**

The calendar provides an update on Council and community events occurring over the next three months.

June 2023			
2-5 Friday – Sunday	Australian Stockman's Hall of Fame Camp draft	Australian Stockman's Hall of Fame	Public Event
2 Friday 6.00pm	Free BBQ & Footy	Golden West Hotel, Isisford	Public Event
3 Saturday 2.00pm	Free entry to "Agronuts" including a soft drink and small popcorn	Star Cinema, Longreach	Public Event
3 Saturday 6.00pm	Free Movie "Sing" including hot dog, fairy floss & popcorn	Wellshot Hotel, Ilfracombe	Public Event

**Minutes of the Longreach Regional Council Ordinary Meeting  
held on Thursday 22 June 2023 at the Civic Centre, 96 Eagle Street, Longreach**

3 Saturday 6.00pm	Free BBQ & Footy	Yaraka Hotel, Yaraka	Public Event
3 Saturday	Longreach Races	Longreach Race Course	Public Event
3 Saturday	Horse Ride for Hope	Longreach Showgrounds	Public Event
5 Monday	Pre-budget Workshop 3	Fairmount Room, Longreach Civic Centre	Councillors Executive Leadership Team
17/18 June	Isisford Horse Sports	Isisford Racecourse	Public Event
20 Tuesday 8:00am – 5:00pm	Council Briefing	Fairmount Room, Longreach Civic Centre	Councillors Executive Leadership Team
22 Thursday 9.00am- 5.00pm	Ordinary Council Meeting including Budget adoption	Council Chambers, Longreach Civic Centre	Councillors Executive Leadership Team Open to the public
18 Saturday	Longreach Races	Longreach Race Course	Public Event
28 Wednesday 9:00pm- 5.00pm	Strategic Round Table	Fairmount Room, Longreach Civic Centre	Councillors Executive Leadership Team
<b>July 2023</b>			
1 Saturday	Isisford Golf Club Open	Isisford Golf Course	Public Event
1 & 2 Saturday – Sunday	Yaraka Gymkhana	Yaraka Racecourse	Public Event
8 Saturday	Ilfracombe Races	Ilfracombe Race Course	Public Event
13 Thursday 8.30am – 5.00pm	GroWQ Innovation Expo	Longreach Showgrounds	Public Event
19 Wednesday 9.00-11.00am	Audit and Risk Committee Meeting	Council Chambers Longreach Civic Centre	Committee Members
19 Wednesday 11.00am- 5.00pm	Council Briefing	Fairmount Room, Longreach Civic Centre	Councillors Executive Leadership Team
20 Thursday 9.00am- 5.00pm	Ordinary Council Meeting	Town Hall, Yaraka	Councillors Executive Leadership Team Open to the public
23 Sunday	Longreach Races	Longreach Race Course	Public Event
27 July Thursday	Storyfest Out West	Longreach Showgrounds	Public Event
28 – 30 Friday – Saturday	Isisford Fishing Comp	Oma waterhole	Public Event
31 Monday 9.00am- 5.00pm	Strategic Round Table	Fairmount Room, Longreach Civic Centre	Councillors Executive Leadership Team
31 Monday	“My Garden” Competition closes		
<b>August 2023</b>			
2 Wednesday 10:00am	Seniors Month – Seniors Morning Tea and Card Making	Arts & Craft Centre Longreach	Public Event

**Minutes of the Longreach Regional Council Ordinary Meeting  
held on Thursday 22 June 2023 at the Civic Centre, 96 Eagle Street, Longreach**

9 Wednesday 10:00am	Seniors Month – Morning Tea	Isisford Park	Public Event
12 Saturday	Longreach Races	Longreach Race Course	Public Event
14 Monday	Seniors Month - Rosebank Station Tour Limited spots!		Public Event
22 Tuesday 10.30am – 12.30pm	Seniors Month Bingo & Lunch Prizes to be won	Wellshot Hotel	Public Event
30 Wednesday 8.15am - 12.30pm	Seniors Month - Darr River Train Trip Limited Spots		Public Event
16 Wednesday 9.00am- 5.00pm	Council Briefing	Fairmount Room, Longreach Civic Centre	Councillors Executive Leadership Team
17 Thursday 9.00am- 5.00pm	Ordinary Council Meeting	Council Chambers, Ilfracombe	Councillors Executive Leadership Team Open to the public
31 Monday 9.00am- 5.00pm	Strategic Round Table	Fairmount Room, Longreach Civic Centre	Councillors Executive Leadership Team

*(Res-2023-06-138)*

*Moved Cr Bignell seconded Cr Emslie*

*That Council receives the report, as presented and amended.*

*CARRIED 6/0*

**(f) 11.3 Bush Councils Convention 25 - 27 July 2023, Western QLD Alliance of Councils (WQAC Assembly) 26 - 28 September 2023 & Local Government Association Queensland (LGAQ) 127th Annual Conference 16 - 18 October 2023.**

Consideration of attendance at upcoming conferences for 2023.

*(Res-2023-06-139)*

*Moved Cr Nunn seconded Cr Bignell*

*That Council:*

- 1. Authorises the Mayor, Deputy Mayor and Chief Executive Officer to attend the 2023 Bush Councils Convention in Goondiwindi from 25-27 July 2023;*
- 2. Authorises the Mayor, Deputy Mayor, Cr Paterson and Chief Executive Officer to attend the Western Qld Alliance of Councils Assembly in Winton from 26-28 September 2023; and,*
- 3. Authorises the Mayor, Deputy Mayor, Cr Bignell and Chief Executive Officer to attend the Local Government of Queensland's 127<sup>th</sup> Annual Conference in Gladstone from 16-18 October 2023.*

*CARRIED 6/0*

**Minutes of the Longreach Regional Council Ordinary Meeting  
held on Thursday 22 June 2023 at the Civic Centre, 96 Eagle Street, Longreach**

---

**(g) 11.4 Appointment of Deputy Chairperson and Deputy Local Disaster Coordinator, Longreach Regional Council Local Disaster Management Group**

Consideration of the appointment of the Deputy Chairperson and Deputy Local Disaster Coordinator of the Longreach Regional Council Local Disaster Management Group.

*(Res-2023-06-140)*

*Moved Cr Bignell seconded Cr Nunn*

*That Council:*

- 1. appoints Cr Smith as Deputy Chair of the Local Disaster Management Group;*
- 2. appoints David Wilson as Deputy Local Disaster Coordinator; and*
- 3. appoints Karyn Stillwell as Local Disaster Recovery Coordinator.*

*CARRIED 6/0*

**(h) 11.5 SES Controller - Honorarium Payment Consideration**

Consideration to provide the Local SES Controller for Longreach Unit with an honorarium payment for their volunteer services for financial year 2023/2024.

*(Res-2023-06-141)*

*Moved Cr Smith seconded Cr Bignell*

*That Council approves an honorarium payment of \$5,500 to the Local SES Controller for the 2023/24 financial year.*

*CARRIED 6/0*

**(i) 11.6 Land and Pest Management Advisory Committee Minutes and Recommendations - 11 May 2023**

Consideration of the minutes and recommendations of the Land and Pest Management Advisory Committee (LPMAC) meeting held on 11 May 2023.

*(Res-2023-06-142)*

*Moved Cr Paterson seconded Cr Nunn*

*That Council receives the recommendations of the Land and Pest Management Advisory Committee, and that Council:*

- 1. Notes that Robert Pearce was appointed as Chair;*
- 2. Notes that Duncan Emmott was appointed as Deputy Chair;*
- 3. Agrees to liaise with Qld Government Blue Card Services to assist with the process required for Rural Fire Service volunteers to obtain a Blue Card;*
- 4. Develops UHF Repeater signage providing information on how to use the system with information also provided at the Visitor Information Centre, on Council's website and Experience Longreach Tourism website; and,*
- 5. Notes the proposed Land and Pest Management Advisory Committee meeting dates being*
  - Thursday 3 August 2023, 1pm to 5pm*
  - Thursday 2 November 2023, 1pm to 5pm*

*CARRIED 6/0*

**Minutes of the Longreach Regional Council Ordinary Meeting  
held on Thursday 22 June 2023 at the Civic Centre, 96 Eagle Street, Longreach**

---

**(j) 11.7 Longreach Regional Council Corporate Plan 2024-2028**

Consideration of the proposed Longreach Regional Council Corporate Plan 2024-2028, which is presented for adoption.

*(Res-2023-06-143)*

*Moved Cr Smith seconded Cr Paterson*

*That Council adopts the Longreach Regional Council Corporate Plan 2024-2028, as presented and amended.*

CARRIED 6/0

**(k) 11.8 Organisational Structure 2023-2024**

Consideration of the adoption of a new Organisational Structure 2023-2024.

*(Res-2023-06-144)*

*Moved Cr Nunn seconded Cr Bignell*

*That Council, pursuant to section 196 of the Local Government Act 2009, adopts the revised Organisational Structure, as presented.*

CARRIED 6/0

**(l) 11.9 Workplace Health & Safety Update Report - May 2023**

This report provides a summary of Council's health and safety performance as at 31 May 2023, highlighting issues, risks and opportunities impacting on employee health and safety in the workplace.

*(Res-2023-06-145)*

*Moved Cr Emslie seconded Cr Paterson*

*That Council receives the Workplace Health & Safety Update Report, as presented.*

CARRIED 6/0

**(m) 11.10 Information Report - Governance**

This report provides an update on a range of activities that have occurred over the previous month for the Governance Department.

*(Res-2023-06-146)*

*Moved Cr Paterson seconded Cr Nunn*

*That Council receives the Governance information report, as presented.*

CARRIED 6/0

The meeting adjourned for morning tea at 10:37am.

The meeting resumed at 11:05am with all present prior to the adjournment in attendance.

**Minutes of the Longreach Regional Council Ordinary Meeting  
held on Thursday 22 June 2023 at the Civic Centre, 96 Eagle Street, Longreach**

---

**12 Reception and Consideration of the Financial Services Report**

**(n) 12.1 Monthly Financial Statements**

Consideration of the financial statements for the period ending 31 May 2023:

*(Res-2023-06-147)*

*Moved Cr Emslie seconded Cr Smith*

*That Council receives the monthly financial statements for the period ending 31 May 2023, as presented.*

CARRIED 6/0

**(o) 12.2 Information Report - Financial Services**

This report provides an update on a range of activities that has occurred during the month of May 2023 for the Financial Services Department.

*(Res-2023-06-148)*

*Moved Cr Bignell seconded Cr Paterson*

*That Council receives the Financial Services information report, as presented.*

CARRIED 6/0

**(p) 12.3 2024 Budget - Estimated Financial Results For The 2022/23 Financial Year**

Receipt and noting of the estimated financial results for the 2022/23 financial year as part of the 2023/24 budget resolutions.

*(Res-2023-06-149)*

*Moved Cr Emslie seconded Cr Nunn*

*That Council receives, pursuant to section 205 of the Local Government Regulation 2012, the statement of the financial operations and financial position of the Council in respect of the 2022/2023 financial year ("the Statement of Estimated Financial Position").*

CARRIED 6/0

**(q) 12.4 2024 Budget - Adoption of the 2023/24 Budget and Long-Term Forecast**

Adoption of the budget for the financial year ending 30 June 2024.

*(Res-2023-06-150)*

*Moved Cr Smith seconded Cr Bignell*

*That Council adopts the Longreach Regional Council Budget for the financial year ending 30 June 2024, as presented, that incorporates all of the requirements under section 169 of the Local Government Regulation 2012.*

CARRIED 6/0



**Minutes of the Longreach Regional Council Ordinary Meeting  
held on Thursday 22 June 2023 at the Civic Centre, 96 Eagle Street, Longreach**

---

**(r) 12.5 2024 Budget - Financial Policies For the 2023/24 Financial Year**

Consideration of the financial policies for the financial year ending 30 June 2024.

*(Res-2023-06-151)*

*Moved Cr Paterson seconded Cr Nunn*

*That Council adopts:*

- 1) the Longreach Regional Council Investment Policy 2023/24 as presented;*
- 2) the Longreach Regional Council Debt Policy 2023/24 as presented; and*
- 3) the Longreach Regional Council Debt Recovery Policy 2023/24 as presented.*

*CARRIED 6/0*

**(s) 12.6 2024 Budget - Differential General Rates Categories and Levies**

Consideration of the differential general rates which outlines Council's rating categories to be levied during the 2023/24 financial year.

*(Res-2023-06-152)*

*Moved Cr Emslie seconded Cr Nunn*

*That Council, pursuant to section 77, 80 and 81 of the Local Government Regulation 2012:*

- 1) Creates the differential general rating categories of rateable land, and descriptions for each of those categories for the financial year ending 30 June 2024 as detailed in the table below, and*
- 2) Levies differential general rates for the financial year ending 30 June 2024 as detailed in the table below, and*
- 3) Applies a minimum general rate for each rateable land assessment within each rating category for the financial year ending 30 June 2024 as detailed in the table below, and*
- 4) Delegates to the Chief Executive Officer the power to identify the rating category to which each parcel of rateable land belongs.*

**Minutes of the Longreach Regional Council Ordinary Meeting  
held on Thursday 22 June 2023 at the Civic Centre, 96 Eagle Street, Longreach**

<b>DIFFERENTIAL GENERAL RATES</b>			
<b>Category</b>	<b>Description</b>	<b>General Rate (Cents in Dollar of Rateable Value)</b>	<b>Minimum General Rate</b>
1 – Residential (Longreach) <0.4 Ha	Land used or intended for use, in whole or in part, for residential purposes within the township of Longreach which has an area of less than 0.40 Ha, except land included in category 7, 8, 9.	4.7690	\$877
2– Residential (Longreach) 0.4-1 Ha	Land used or intended for use, in whole or in part, for residential purposes within the township of Longreach which has an area of more than 0.40 Ha but less than 1 Ha, except land included in category 7, 8, 9.	3.4922	\$877
3– Residential (Longreach) 1 Ha or more	Land used or intended for use, in whole or in part, for residential purposes within the township of Longreach which has an area of more than 1 Ha but less than 5 Ha, except land included in category 7, 8, 9.	3.1335	\$877
4 – Rural Residential (Longreach Adjacent)	Land used or intended for use, in whole or in part, for rural residential purposes outside of but adjacent to Longreach town.	2.9926	\$953
5 - Urban (Ilfracombe)	Land used or intended for use, in whole or in part, for residential purposes within the township of Ilfracombe which is not otherwise categorised.	2.1802	\$509
6 – Urban (Isisford, Emmet, Yaraka)	Land used or intended for use, in whole or in part, for residential purposes within the townships of Isisford, Emmet and Yaraka Town which is not otherwise categorised.	2.9563	\$509
7 – Multi Residential 2 – 4 units (All areas)	Land used, or intended for use, in whole or in part, for multi residential purposes including:- · Multi unit dwellings comprising 2, 3 or 4 flats or units; · Guest houses with 2, 3 or 4 separate accommodation rooms; and · Private hotels with 2, 3 or 4 separate accommodation rooms.	5.7189	\$1,331

**Minutes of the Longreach Regional Council Ordinary Meeting  
held on Thursday 22 June 2023 at the Civic Centre, 96 Eagle Street, Longreach**

<b>DIFFERENTIAL GENERAL RATES</b>			
<b>Category</b>	<b>Description</b>	<b>General Rate (Cents in Dollar of Rateable Value)</b>	<b>Minimum General Rate</b>
8 - Multi Residential 5-9 (All areas)	Land used, or intended for use, in whole or in part, for multi residential purposes including:- · Multi unit dwellings comprising 5, 6, 7, 8 or 9 flats or units; · Guest houses with 5, 6, 7, 8 or 9 separate accommodation rooms; and · Private hotels with 5, 6, 7, 8, or 9 separate accommodation rooms.	5.7189	\$2,661
9 - Multi Residential 10+ (All areas)	Land used, or intended for use, in whole or in part, for multi residential purposes including:- · Multi unit dwellings comprising 10 or more flats or units; · Guest houses with 10 or more separate accommodation rooms; and · Private hotels with 10 or more separate accommodation rooms.	4.0067	\$6,430
10 - Commercial (Longreach)	Land used or intended for use, in whole or in part, for commercial (including licensed premises without accommodation) purposes within the Longreach township or outside of but adjacent to Longreach town which is not otherwise categorised.	7.7095	\$877
11 - Short Term Accommodation <20 units (Longreach)	Land with less than 20 accommodation units or ensuited sites used, or intended for use, in whole or in part, for the purposes of members of the travelling public including hotels (with accommodation), motels and caravan parks which is within the Longreach township or outside of but adjacent to Longreach town.	7.4540	\$2,673
12 - Short Term Accommodation 20-40 units (Longreach)	Land with 20 to 40 accommodation units or ensuited sites used or intended for use, in whole or in part, for the purposes of members of the travelling public including hotels (with accommodation), motels and caravan parks which is within the Longreach township or outside of but adjacent to Longreach town.	7.5346	\$6,729
13 - Short Term Accommodation 40+ units (Longreach)	Land with 40 or more accommodation units or ensuited sites used or intended for use, in whole or in part, for the purposes of members of the travelling public including hotels (with accommodation), motels and caravan parks which is within the Longreach township or outside of but adjacent to Longreach town.	8.3470	\$13,444
14 - Major Caravan Parks	Land used or intended for use, in whole or in part, for commercial purposes of cabins, camping, caravan, campervan and motor home accommodation of 40 or more accommodation sites for the travelling public.	7.3880	\$13,313

**Minutes of the Longreach Regional Council Ordinary Meeting  
held on Thursday 22 June 2023 at the Civic Centre, 96 Eagle Street, Longreach**

<b>DIFFERENTIAL GENERAL RATES</b>			
<b>Category</b>	<b>Description</b>	<b>General Rate (Cents in Dollar of Rateable Value)</b>	<b>Minimum General Rate</b>
15 Commercial (Other towns)	Land used for commercial purposes outside Longreach township, which is not otherwise categorised.	3.9958	\$772
16 -Transformer Sites	Land used for the purposes of a transformer.	2.9703	\$877
17 - Nursery (All areas)	Land used or intended for use, in whole or in part, for the purposes of a nursery and which is greater than 1 hectare in area.	5.7585	\$877
18 - Tourist Attractions (All areas)	Land used or intended for use, in whole or in part, for a major tourist attraction, which is greater than 1 hectare in area,	2.0740	\$5,156
20 - Clubs	Land used or intended for use, in whole or in part, for the purposes of a club, sporting club or religious institution.	2.4530	\$422
21 - Horse Stable Precinct	Land in the Longreach Horse Stable Precinct used for the purposes of a horse stable.	7.2360	\$600
22 - Other Land <0.4 Ha (Longreach)	Land with an area of less than 0.4 hectares within the township of Longreach which is not otherwise categorised.	2.8681	\$877
23 - Other Land 0.4 - 1 Ha (Longreach)	Land with an area between 0.4 and 1 hectares within the township of Longreach which is not otherwise categorised	4.5181	\$877
24 - Other Land >1 Ha (Longreach)	Land with an area of more than 1 hectare within the township of Longreach which is not otherwise categorised.	4.6887	\$877
30 - Rural <100 Ha	Land used or intended for use, in whole or in part, for rural purposes which is less than 100 hectares in area, except land included in category 54 to 61.	2.6362	\$467
31 - Rural 100 - 1,000 Ha	Land used or intended for use, in whole or in part, for rural purposes which is between 100 and 1000 hectares in area, except land included in category 54 to 61.	1.5612	\$644
32 - Rural >1,000 Ha	Land used or intended for use, in whole or in part, for rural purposes which is more than 1000 hectares in area, except land included in category 54 to 61.	1.0565	\$877
40 - Industrial <0.45 Ha	Land used or intended for use, in whole or in part, for industrial purposes which is less than 0.45 hectares in area, except where otherwise categorised.	9.4940	\$877
41 - Industrial >0.45	Land used or intended for use, in whole or in part, for industrial purposes which is more than 0.45 hectare in area, except where otherwise categorised.	8.5440	\$976
43 - Transport and Storage (Longreach)	Land within the township of Longreach, which is used or intended for use, in whole or in part, for the purposes of transport and/or storage.	8.8294	\$976

**Minutes of the Longreach Regional Council Ordinary Meeting  
held on Thursday 22 June 2023 at the Civic Centre, 96 Eagle Street, Longreach**

<b>DIFFERENTIAL GENERAL RATES</b>			
<b>Category</b>	<b>Description</b>	<b>General Rate (Cents in Dollar of Rateable Value)</b>	<b>Minimum General Rate</b>
50 - Small Mining	Land used or intended for use, in whole or in part, for the purposes of mining, with an average of between 0 and 10 people engaged on site per annum and/or accessing the site for associated business activities, other than land included in category 66 to 74.	2.9926	\$422
51 - Medium Mining	Land used or intended for use, in whole or in part, for the purposes of mining, with an average of between 11 and 300 people engaged on site per annum and/or accessing the site for associated business activities, other than land included in category 66 to 74.	9.4940	\$204,402
52 - Large Mining	Land used or intended for use, in whole or in part, for the purposes of mining, with an average of between 301 and 1000 people on site per annum and/or accessing the site for associated business activities, other than land included in category 66 to 74.	9.4940	\$408,768
53 - Extra Large Mining	Land used or intended for use, in whole or in part, for the purposes of mining, with an average of over 1000 people engaged on site per annum and/or accessing the site for associated business activities, other than land included in category 66 to 74.	9.4940	\$736,049
54 - Intensive Accommodation 15 – 50 persons	Land used or intended to be used, in whole or in part, for providing intensive accommodation for between 15 and 50 people (other than the ordinary travelling public) in rooms, suites, or caravan sites specifically built or provided for this purpose. Land within this category is commonly known as "workers accommodation", "single persons quarters", "work camps", "accommodation village" or "barracks".	8.3469	\$13,127
55 - Intensive Accommodation 51 – 100 persons	Land used or intended to be used, in whole or in part, for providing intensive accommodation for between 51 and 100 people (other than the ordinary travelling public) in rooms, suites, or caravan sites specifically built or provided for this purpose. Land within this category is commonly known as "workers accommodation", "single persons quarters", "work camps", "accommodation village" or "barracks".	8.3469	\$26,220
56 - Intensive Accommodation 101 – 200 persons	Land used or intended to be used, in whole or in part, for providing intensive accommodation for between 101 and 200 people (other than the ordinary travelling public) in rooms, suites, or caravan sites specifically built or provided for this purpose. Land within this category is commonly known as "workers accommodation", "single persons quarters", "work camps", "accommodation village" or "barracks".	8.3469	\$52,417

**Minutes of the Longreach Regional Council Ordinary Meeting  
held on Thursday 22 June 2023 at the Civic Centre, 96 Eagle Street, Longreach**

<b>DIFFERENTIAL GENERAL RATES</b>			
<b>Category</b>	<b>Description</b>	<b>General Rate (Cents in Dollar of Rateable Value)</b>	<b>Minimum General Rate</b>
57 - Intensive Accommodation 201 – 300 persons	Land used or intended to be used, in whole or in part, for providing intensive accommodation for between 201 and 300 people (other than the ordinary travelling public) in rooms, suites, or caravan sites specifically built or provided for this purpose. Land within this category is commonly known as "workers accommodation", "single persons quarters", "work camps", "accommodation village" or "barracks".	8.3469	\$78,615
58 - Intensive Accommodation 301 – 400 persons	Land used or intended to be used, in whole or in part, for providing intensive accommodation for between 301 and 400 people (other than the ordinary travelling public) in rooms, suites, or caravan sites specifically built or provided for this purpose. Land within this category is commonly known as "workers accommodation", "single persons quarters", "work camps", "accommodation village" or "barracks".	8.3469	\$104,823
59 - Intensive Accommodation 401 – 500 persons	Land used or intended to be used, in whole or in part, for providing intensive accommodation for between 401 and 500 people (other than the ordinary travelling public) in rooms, suites, or caravan sites specifically built or provided for this purpose. Land within this category is commonly known as "workers accommodation", "single persons quarters", "work camps", "accommodation village" or "barracks".	8.3469	\$131,031
60 - Intensive Accommodation 501 – 600 persons	Land used or intended to be used, in whole or in part, for providing intensive accommodation for between 501 and 600 people (other than the ordinary travelling public) in rooms, suites, or caravan sites specifically built or provided for this purpose. Land within this category is commonly known as "workers accommodation", "single persons quarters", "work camps", "accommodation village" or "barracks".	8.3469	\$157,228
61 - Intensive Accommodation 600 + persons	Land used or intended to be used, in whole or in part, for providing intensive accommodation for more than 600 people (other than the ordinary travelling public) in rooms, suites, or caravan sites specifically built or provided for this purpose. Land within this category is commonly known as "workers accommodation", "single persons quarters", "work camps", "accommodation village" or "barracks".	8.3469	\$183,436

**Minutes of the Longreach Regional Council Ordinary Meeting  
held on Thursday 22 June 2023 at the Civic Centre, 96 Eagle Street, Longreach**

<b>DIFFERENTIAL GENERAL RATES</b>			
<b>Category</b>	<b>Description</b>	<b>General Rate (Cents in Dollar of Rateable Value)</b>	<b>Minimum General Rate</b>
62 - Power Station <50 MW	Land used, or intended to be used, for the generation and transmission of electricity from a power station with an output capacity of less than 50 MW, including land used for any purpose associated with these uses.	4.6941	\$13,380
63 - Power Station 50 - 250 MW	Land used, or intended to be used, for the generation and transmission of electricity from a power station with an output capacity of more than 50 MW but less than 250 MW, including land used for any purpose associated with these uses.	9.4940	\$39,313
64 - Power Station >250 MW	Land used, or intended to be used, for the generation and transmission of electricity from a power station with an output capacity of more than 250 MW, including land used for any purpose associated with these uses.	9.4940	\$78,615
65 - Major Transmission Site >5MVA	Land used, or intended to be used, for an electricity substation with a capacity greater than 5 MVA.	9.4940	\$32,761
66 - Petroleum Lease – Gas	Petroleum Leases for the extraction of gas.	52.0000	\$26,220
70 - Petroleum Lease –Oil < 10 wells	Petroleum Leases for the extraction of shale oil that have less than 10 wells.	52.0000	\$13,127
71 - Petroleum Lease –Oil 10 – 29 wells	Petroleum Leases for the extraction of shale oil that have 10 wells or more but less than 30 wells.	52.0000	\$26,220
72 - Petroleum Lease- Oil 30+ Wells	Petroleum Leases for the extraction of shale oil that have 30 wells or more.	52.0000	\$157,228
73 - Petroleum Other <400ha	Land used or intended to be used, in whole or in part, primarily for gas and/or oil extraction and/or processing and/or transportation (or for purposes ancillary or associated with gas and/or oil extraction /processing and/or transportation such as for example water storages, compressor stations, block valves or transportation by pipelines), excluding petroleum leases, with an area of less than 400 hectares.	7.7095	\$6,576
74 - Petroleum Other 400 + ha	Land used or intended to be used, in whole or in part, primarily for gas and/or oil extraction and/or processing and or transportation (or for purposes ancillary or associated with gas and/or oil extraction/ processing and/or transportation such as for example water storages, compressor stations, block valves or transportation by pipelines), excluding petroleum leases, with an area of 400 hectares or more.	7.7095	\$13,127
75 - Mixed Use - small	Land used or intended to be used for mixed commercial or industry purposes and multi-residential purposes consisting of 1 to 5 flats or units.	7.7095	\$2,661
76 - Mixed Use - medium	Land used or intended to be used for mixed commercial or industry purposes and multi-residential purposes consisting of 6 to 20 flats or units.	7.7095	\$6,430
77 - Mixed Use - rural	Land used or intended to be used for mixed commercial, industry or rural purposes and multi-residential purposes consisting of 20 or more flats or units, or dormitory accomodation for 20 or more people.	1.5612	\$13,444

CARRIED 6/0

**Minutes of the Longreach Regional Council Ordinary Meeting  
held on Thursday 22 June 2023 at the Civic Centre, 96 Eagle Street, Longreach**

---

**(t) 12.7 2024 Budget - Separate Charge - Environmental Levy**

A separate charge for the environmental levy for the 2023/24 financial year.

*(Res-2023-06-153)*

*Moved Cr Nunn seconded Cr Smith*

*That Council, pursuant to section 103 of the Local Government Regulation 2012, makes and levies a separate charge, to be known as the Environmental Levy Separate Charge, of \$128.00 per rateable assessment, to be levied equally on all rateable land in the local government area for the purposes of funding natural resource, environmental and waste management strategies.*

CARRIED 6/0

**(u) 12.8 2024 Budget - Special Charge - Control of Pest Animals**

A special charge for the control of pest animals to be levied for the 2023/24 financial year.

*(Res-2023-06-154)*

*Moved Cr Paterson seconded Cr Bignell*

*That Council, pursuant to section 94 of the Local Government Act 2009 and section 94 of the Local Government Regulation 2012, makes and levies a special charge for the provision of pest control services through coordinated baiting programs to assist with the control of wild dogs and wild pigs on rural land as follows:*

*The rateable land to which the special charge applies is all rural land within the Longreach Regional Council area with an area greater than 25 hectares.*

*The service, facility or activity for which the special charge is made is the provision of a coordinated baiting program to assist with the control of wild dogs and wild pigs on rural land.*

*The occupier of the land to be levied with the special charge will specially benefit from the pest control services to control wild dogs and wild pigs on the land as it will improve the viability of the land for the occupier.*

*The estimated cost of Council implementing the Overall Plan is \$151,581, of which the sum of \$96,237,73 will be funded by this special charge.*

*The estimated time for implementing the Overall Plan is 12 months ending on 30 June 2024.*

*The special charge shall apply to each of the designated assessments listed in the table below at an annual charge of 2.59 cents per hectare for the financial year ending 30 June 2024.*

*The amount of the special charge per assessment is:*



**Minutes of the Longreach Regional Council Ordinary Meeting  
held on Thursday 22 June 2023 at the Civic Centre, 96 Eagle Street, Longreach**

Assessment	2023/24 charge	Assessment	2023/24 charge	Assessment	2023/24 charge	Assessment	2023/24 charge	Assessment	2023/24 charge
A1608	\$359.07	A1712	\$405.76	A1938	\$243.07	A20167	\$242.24	A30292	\$232.11
A1609	\$1,705.86	A1714	\$1,226.49	A1979	\$2.94	A20168	\$86.34	A30297	\$504.63
A1614	\$2,013.66	A1715	\$545.84	A2009	\$417.61	A20169	\$263.89	A30301	\$367.66
A1618	\$414.69	A1716	\$1.06	A2023	\$139.34	A20173	\$353.97	A30342	\$1.28
A1619	\$319.93	A1718	\$179.63	A2055	\$676.75	A20174	\$115.59	A30351	\$291.71
A1624	\$698.52	A1726	\$336.76	A2077	\$334.10	A20175	\$263.93	A30353	\$96.58
A1627	\$201.17	A1732	\$45.71	A2142	\$454.77	A20176	\$352.83	A30354	\$322.28
A1629	\$125.88	A1739	\$265.86	A2143	\$998.64	A20179	\$317.31	A30365	\$44.31
A1630	\$532.37	A1744	\$212.62	A2144	\$759.25	A20180	\$409.93	A30395	\$210.40
A1631	\$380.47	A1745	\$105.80	A2145	\$345.10	A20203	\$315.48	A30397	\$281.69
A1632	\$278.97	A1769	\$32.50	A2147	\$262.01	A20219	\$540.34	A30399	\$209.73
A1633	\$70.02	A1804	\$147.74	A2148	\$617.54	A20220	\$208.58	A30402	\$6.77
A1634	\$440.97	A1830	\$127.43	A2150	\$578.00	A20224	\$190.53	A30415	\$66.48
A1635	\$311.15	A1831	\$525.54	A2178	\$431.88	A20230	\$81.04	A30417	\$415.74
A1637	\$264.39	A1834	\$79.85	A2213	\$346.17	A20233	\$222.83	A30427	\$194.06
A1639	\$4,487.38	A1841	\$324.23	A2214	\$247.85	A30171	\$880.12	A30428	\$217.16
A1640	\$446.78	A1844	\$0.83	A20117	\$207.15	A30172	\$227.82	A30430	\$333.29
A1641	\$1,476.30	A1849	\$837.80	A20118	\$244.25	A30173	\$1,270.40	A30432	\$170.49
A1642	\$491.91	A1856	\$268.40	A20120	\$224.31	A30175	\$461.02	A30441	\$397.48
A1643	\$180.11	A1865	\$176.55	A20122	\$790.97	A30176	\$37.87	A30442	\$277.62
A1646	\$272.87	A1866	\$84.35	A20126	\$228.24	A30177	\$232.40	A30443	\$139.10
A1647	\$213.18	A1869	\$304.42	A20129	\$399.12	A30178	\$201.40	A30445	\$93.63
A1648	\$481.06	A1871	\$245.54	A20130	\$241.54	A30179	\$9.46	A30449	\$286.50
A1650	\$1,077.18	A1873	\$362.22	A20131	\$49.34	A30184	\$847.49	A40001	\$389.46
A1651	\$456.57	A1874	\$257.51	A20132	\$163.07	A30187	\$429.78	A40008	\$1,192.31
A1652	\$291.00	A1875	\$367.87	A20133	\$224.66	A30190	\$204.53	A40009	\$184.23
A1654	\$649.17	A1876	\$213.27	A20134	\$224.63	A30192	\$1,495.90	A40010	\$1.35
A1655	\$339.39	A1878	\$9.58	A20137	\$108.03	A30195	\$101.01	A40011	\$426.48
A1656	\$246.58	A1881	\$511.02	A20138	\$211.39	A30196	\$624.27	A40012	\$694.22
A1657	\$380.35	A1885	\$191.90	A20139	\$96.53	A30197	\$176.49	A40013	\$667.45
A1658	\$569.00	A1888	\$292.18	A20141	\$425.65	A30199	\$6.09	A40015	\$3,236.04
A1666	\$165.86	A1889	\$191.85	A20147	\$360.11	A30204	\$577.20	A40019	\$125.63
A1667	\$547.52	A1891	\$906.46	A20148	\$211.32	A30205	\$593.11	A40020	\$199.69
A1672	\$593.33	A1892	\$478.54	A20149	\$330.90	A30209	\$322.91	A40021	\$814.57
A1673	\$238.66	A1893	\$121.06	A20150	\$220.92	A30214	\$8.90	A40083	\$448.98
A1676	\$433.98	A1895	\$309.70	A20151	\$161.38	A30223	\$729.43	A40084	\$350.18
A1677	\$349.49	A1904	\$801.32	A20152	\$191.35	A30224	\$2,152.65	A40086	\$312.61
A1679	\$96.74	A1912	\$595.49	A20153	\$808.41	A30225	\$317.21	A40087	\$557.48
A1684	\$299.36	A1918	\$613.83	A20157	\$2,589.99	A30226	\$796.07	A40088	\$358.07
A1685	\$211.90	A1919	\$444.42	A20158	\$98.44	A30231	\$539.17	A40089	\$427.40
A1686	\$198.86	A1928	\$276.78	A20159	\$210.79	A30235	\$4.69	A40090	\$544.30
A1689	\$272.00	A1930	\$369.43	A20161	\$471.43	A30243	\$1,065.11	A40091	\$584.00
A1692	\$174.38	A1931	\$390.27	A20162	\$370.86	A30244	\$746.86	A40104	\$263.96
A1694	\$36.94	A1932	\$331.99	A20163	\$73.63	A30247	\$582.69	A40105	\$107.18
A1700	\$239.86	A1934	\$193.91	A20164	\$201.10	A30257	\$284.90	A40106	\$72.01
A1705	\$634.53	A1935	\$310.64	A20165	\$85.64	A30263	\$14.69	A40107	\$72.03
A1709	\$1,114.20	A1936	\$293.45	A20166	\$260.26	A30280	\$9.24	A40108	\$0.03
								A40110	\$119.32
								A40113	\$572.95

CARRIED 6/0

**Minutes of the Longreach Regional Council Ordinary Meeting  
held on Thursday 22 June 2023 at the Civic Centre, 96 Eagle Street, Longreach**

---

**(v) 12.9 2024 Budget - Special Charge - Longreach Wild Dog Exclusion Fencing Scheme**

A special charge for the Longreach Wild Dog Exclusion Fence Scheme to be levied for the 2023/24 financial year.

*(Res-2023-06-155)*

*Moved Cr Emslie seconded Cr Smith*

*That Council, pursuant to section 94 of the Local Government Act 2009 and the Local Government Regulation 2012, makes and levies a special charge for the provision of the Longreach Wild Dog Exclusion Fence Scheme on certain rural properties as follows:*

*The Overall Plan for the Longreach Wild Dog Exclusion Fencing Scheme Special Charge was adopted by Council at its 21 July 2016 Budget Meeting and amended at subsequent Budget Meetings. Council now amends the Overall Plan to read as follows:*

- *The original Longreach Wild Dog Exclusion Fence Scheme Special Charge was adopted by Council on 21 July 2016 and amended at subsequent Budget Meetings.*
- *The service, facility or activity is the borrowing of funds to implement the project, purchase materials and construct exclusion fencing that controls pest animals for the identified rateable land to which the special charge will apply.*
- *The Scheme is intended to be cost neutral to Council. It does not involve a loan arrangement with landowners but is implemented through the exercise of Council's statutory powers under the Local Government Act 2009 and the Local Government Regulations 2012.*
- *Council has borrowed funds from the Queensland Treasury Corporation (QTC) to fund the Scheme.*
- *The rateable land which has been identified in the Overall Plan (or its occupier) specially benefits from the service, facility or activity funded by the special charge because the provision of the exclusion fencing empowers a landholder or group of landholders to develop an integrated property pest management plan involving baiting, trapping and shooting to control pest animals and improve the economic viability of this land for grazing purposes. The rateable land to which the special charge will apply are the properties listed in Table 4A below.*
- *The amount of Special Charge will differ for each parcel of identified rateable land according to the level of benefit that the property receives from the provision of the exclusion fencing. The level of benefit for each property will be determined according to the total costs associated with Council's borrowing from QTC, the purchase of materials and construction of fencing. Special Charges will be levied and paid over 20 years for each of the parcels of identified rateable land from the commencement of the arrangement with each property.*
- *The Total Cost for each parcel of rateable land to determine the amount of Special Charge under the Scheme will be calculated as follows:*
  - *the net cost of materials and construction paid by Council; plus*
  - *the notional interest on the net cost of materials and construction paid by Council for the first two-year period where no Special Charges will be levied for a parcel of identified rateable land; plus*
  - *the QTC Administration fee; plus*
  - *Council's 2% Administration fee which will be calculated on the sum of costs noted above (Total Cost).*

**Minutes of the Longreach Regional Council Ordinary Meeting  
held on Thursday 22 June 2023 at the Civic Centre, 96 Eagle Street, Longreach**

---

- *Special Charges will then be levied by Council as follows:*
  - *For years one and two of the Scheme that applies to an individual parcel of the identified rateable land, Special Charges will not be levied;*
  - *For years three to five of the Scheme that applies to an individual parcel of the identified rateable land, Special Charges will be levied to cover notional interest only on the Total Cost of the Scheme for that property; and*
  - *For years six to twenty of the Scheme that applies to an individual parcel of the identified rateable land, Special Charges will be levied to cover repayment of the Total Cost of the Scheme for that property and notional interest on outstanding amounts for the remaining term.*
- *The estimated cost of carrying out the overall plan is \$17.8 million. This figure includes all of the costs associated with the installation of the exclusion fencing, administrative costs, and interest and fees charged on the Total Cost for each parcel of identified rateable land.*
- *The estimated time for carrying out the Overall Plan is 22 years, with the Overall Plan commencing on 1 July 2016 and concluding on 30 June 2038. The first fence construction on a parcel of identified rateable land commenced in 2017 and the final Special Charge for the Overall Plan will be levied by Council in 2038.*
- *The annual implementation plan for this special charge for the 2023/2024 financial year is the levying of the special charges as per the table that follows, for the purposes of making ongoing repayments to QTC of funds previously borrowed.*
- *Council will not accept any lump sum payments in settlement of amounts to be paid under the Scheme. Because the Scheme does not involve a loan arrangement, early repayment is not possible and will not be permitted by Council. No early payment discounts apply to payments of Special Charges.*

*The amount of the special charge for each assessment for the financial year ending 30 June 2024 is as follows:*

**Minutes of the Longreach Regional Council Ordinary Meeting  
held on Thursday 22 June 2023 at the Civic Centre, 96 Eagle Street, Longreach**

Assessment	Total charges under Scheme	Levied as at 30 June 2023	Remaining charges 30 June 2023	Total levy 2023/24	Charges remaining 30 June 2024
A1930	\$230,327.35	\$74,020.76	\$156,306.59	\$14,068.76	\$142,237.83
A1886	\$339,612.34	\$109,141.93	\$230,470.41	\$20,744.04	\$209,726.37
A1695	\$533,243.37	\$189,229.16	\$344,014.21	\$32,571.46	\$311,442.75
A1875	\$411,241.90	\$146,013.28	\$265,228.62	\$25,112.08	\$240,116.54
A30353	\$429,592.07	\$138,058.87	\$291,533.20	\$26,240.14	\$265,293.06
A20219	\$227,263.68	\$76,804.00	\$150,459.68	\$13,881.60	\$136,578.08
A1715	\$26,016.87	\$8,792.46	\$17,224.41	\$1,589.14	\$15,635.27
A20132	\$257,383.12	\$86,982.66	\$170,400.46	\$15,721.36	\$154,679.10
A20162	\$399,700.72	\$141,848.58	\$257,852.14	\$24,413.72	\$233,438.42
A20138	\$312,495.18	\$110,894.90	\$201,600.28	\$19,087.70	\$182,512.58
A20118	\$224,278.38	\$79,589.60	\$144,688.78	\$13,699.26	\$130,989.52
A30243	\$173,945.26	\$61,725.72	\$112,219.54	\$10,625.04	\$101,594.50
A20133	\$51,624.29	\$16,592.95	\$35,031.34	\$3,153.04	\$31,878.30
A30223	\$365,877.43	\$123,648.24	\$242,229.19	\$22,348.36	\$219,880.83
A20174	\$140,229.04	\$49,762.96	\$90,466.08	\$8,565.40	\$81,900.68
A2009	\$47,098.64	\$16,713.84	\$30,384.80	\$2,876.86	\$27,507.94
A20161	\$178,007.22	\$63,169.22	\$114,838.00	\$10,872.96	\$103,965.04
A20117	\$36,282.07	\$11,662.06	\$24,620.01	\$2,215.96	\$22,404.05
A30428	\$108,127.96	\$38,371.21	\$69,756.75	\$6,604.62	\$63,152.13
A1700	\$114,277.20	\$40,559.93	\$73,717.27	\$6,979.62	\$66,737.65
A1609	\$720,399.96	\$231,520.09	\$488,879.87	\$44,003.68	\$444,876.19
A30443	\$281,105.99	\$95,000.42	\$186,105.57	\$17,170.32	\$168,935.25
A30297	\$330,534.02	\$111,703.92	\$218,830.10	\$20,189.54	\$198,640.56
A30177	\$464,722.25	\$164,915.57	\$299,806.68	\$28,385.96	\$271,420.72
A1676	\$631,502.36	\$224,100.66	\$407,401.70	\$38,573.14	\$368,828.56
A30196	\$155,439.52	\$52,530.79	\$102,908.73	\$9,494.50	\$93,414.23
A1726	\$534,137.22	\$189,548.91	\$344,588.31	\$32,625.90	\$311,962.41
A1935	\$780,522.23	\$276,930.12	\$503,592.11	\$47,668.68	\$455,923.43
A20139	\$327,288.28	\$116,144.48	\$211,143.80	\$19,991.28	\$191,152.52
A1692	\$258,093.99	\$91,590.83	\$166,503.16	\$15,764.70	\$150,738.46
A20166	\$179,528.30	\$63,709.04	\$115,819.26	\$10,965.86	\$104,853.40
A20175	\$260,091.96	\$84,378.21	\$175,713.75	\$15,849.26	\$159,864.49
A20159	\$237,557.04	\$85,072.88	\$152,484.16	\$14,476.14	\$138,008.02
A20164	\$170,070.45	\$60,352.70	\$109,717.75	\$10,388.16	\$99,329.59
A20157	\$760,450.27	\$269,859.31	\$490,590.96	\$46,449.62	\$444,141.34
A40105	\$52,130.53	\$16,767.01	\$35,363.52	\$3,182.98	\$32,180.54
A40106	\$111,620.41	\$35,901.09	\$75,719.32	\$6,815.30	\$68,904.02
A40107	\$22,814.77	\$7,338.05	\$15,476.72	\$1,393.02	\$14,083.70
A20158	\$230,764.80	\$81,891.46	\$148,873.34	\$14,095.56	\$134,777.78
A30351	\$60,291.82	\$19,376.11	\$40,915.71	\$3,682.72	\$37,232.99
A1634	\$264,696.10	\$85,066.59	\$179,629.51	\$16,168.04	\$163,461.47
A2178	\$110,379.04	\$39,170.15	\$71,208.89	\$6,742.12	\$64,466.77
A20176	\$413,740.78	\$146,823.88	\$266,916.90	\$25,271.92	\$241,644.98
A1849	\$169,354.67	\$60,097.12	\$109,257.55	\$10,344.28	\$98,913.27
A30209	\$232,734.32	\$78,652.59	\$154,081.73	\$14,215.78	\$139,865.95
A1881	\$913,530.62	\$308,727.67	\$604,802.95	\$55,799.84	\$549,003.11
A20150	\$154,402.85	\$52,180.44	\$102,222.41	\$9,431.16	\$92,791.25
A1912	\$271,203.28	\$91,653.15	\$179,550.13	\$16,565.52	\$162,984.61
A1891	\$922,597.34	\$327,401.33	\$595,196.01	\$56,353.66	\$538,842.35
A1642	\$668,080.95	\$225,778.12	\$442,302.83	\$40,807.32	\$401,495.51
A1686	\$68,490.75	\$23,146.45	\$45,344.30	\$4,183.52	\$41,160.78
A1667	\$303,709.16	\$107,776.99	\$195,932.17	\$18,551.02	\$177,381.15
A20120	\$58,057.56	\$19,620.52	\$38,437.04	\$3,546.24	\$34,890.80
A20141	\$519,476.85	\$175,557.29	\$343,919.56	\$31,730.44	\$312,189.12
A1928	\$55,130.42	\$17,717.29	\$37,413.13	\$3,367.46	\$34,045.67
A2149	\$197,070.46	\$69,934.24	\$127,136.22	\$12,037.36	\$115,098.86
A1631	\$293,940.22	\$104,310.31	\$189,629.91	\$17,954.32	\$171,675.59
A1666	\$405,946.68	\$130,459.86	\$275,486.82	\$24,795.86	\$250,690.96
A30226	\$191,034.36	\$67,792.19	\$123,242.17	\$11,668.68	\$111,573.49
A1888	\$227,353.04	\$73,065.40	\$154,287.64	\$13,887.04	\$140,400.60
A40084	\$216,240.33	\$76,736.97	\$139,503.36	\$13,208.30	\$126,295.06
<b>Totals</b>	<b>\$17,832,860.04</b>	<b>\$6,143,882.50</b>	<b>\$11,688,977.54</b>	<b>\$1,089,167.32</b>	<b>\$10,599,810.22</b>

CARRIED 6/0

**Minutes of the Longreach Regional Council Ordinary Meeting  
held on Thursday 22 June 2023 at the Civic Centre, 96 Eagle Street, Longreach**

---

**(w) 12.10 2024 Budget - Water Service Charges**

Water charges to be levied for the 2023/24 financial year.

*(Res-2023-06-156)*

*Moved Cr Nunn seconded Cr Paterson*

*That Council, pursuant to sections 99 and 101 of the Local Government Regulation 2012, levies water charges, including water allocations, for the financial year ending 30 June 2024 as follows:*

*The charge for the provision of water includes a water consumption allocation for the financial year. In the case of land not connected to the Council's water supply but capable of being connected, a vacant water charge is applied to contribute toward the cost of the water supply infrastructure.*

*Where an assessment consumes water above the allocated amount, it will be charged for excess water usage. The first 500 kilolitres in excess of the allocation will be charged at a rate of \$1.32 and every kilolitre thereafter being charged at a rate of \$2.63 per kilolitre.*

*If a commercial business located within a residential premises or on a residential block, is a high user of water (in excess of 1,000kl per annum), the commercial business may (at their cost), install a separate water connection for the commercial entity in order to access Council's bulk water rate.*

*Council will read meters as at 30 June each year. Pursuant to section 102(2) of the Local Government Regulation 2012, a water meter is taken to have been read during the period that starts 2 weeks before, and ends 2 weeks after, the day on which the meter is actually read. If a water meter fails or registers inaccurately, the quantity of water used may be estimated by the Chief Executive Officer using the consumption for the same period in the prior year and having regard for climatic conditions.*

*The fixed water charges is as follows:*

**Minutes of the Longreach Regional Council Ordinary Meeting  
held on Thursday 22 June 2023 at the Civic Centre, 96 Eagle Street, Longreach**

**Longreach Water Charges**

Description	Number of units	Allocation (kl)	Fixed charge
Land used for residential purposes for each dwelling erected on a parcel of land (Excluding - Flats, Hostels, Aged Persons Accommodation, Residential Multi-unit Buildings or Caravan Parks) AND For each additional lot in that parcel AND For each separate use or tenancy in that parcel	8  2  2	1,200  300  300	\$1,383.28  \$345.82  \$345.82
Land used for Flats, Hostels, Aged Persons Accommodation or Residential Multi-unit Buildings for the first 2 units/flats (including owner/managers residence) PLUS For each additional unit/flat PLUS For an additional facility e.g. Conference venue, Restaurant etc. AND For each additional lot in that parcel OR For each lot within the meaning of the "Building Units & Group Titles Act" or an Act in substitution therefore	16  2  12  2  8	2,400  300  1,800  300  1,200	\$2,766.56  \$345.82  \$2,074.92  \$345.82  \$1,383.28
Caravan Parks less than 20 sites Caravan Parks more than 20 but less than 40 sites Caravan Parks more than 40 but less than 60 sites	40 60 80	6,000 9,000 12,000	\$6,916.40 \$10,374.60 \$13,832.80
Hotel, Motel, Tavern and Licensed Clubs PLUS For each motel unit/room PLUS For an additional facility e.g. Restaurant/Café	40  2  12	6,000  300  1,800	\$6,916.40  \$345.82  \$2,074.92

**Minutes of the Longreach Regional Council Ordinary Meeting  
held on Thursday 22 June 2023 at the Civic Centre, 96 Eagle Street, Longreach**

<b>Description</b>	<b>Number of units</b>	<b>Allocation (kl)</b>	<b>Fixed charge</b>
Single shop/office other than Supermarket	8	1,200	\$1,383.28
Restaurant/ Café	12	1,800	\$2,074.92
Supermarket	20	3,000	\$3,458.20
(If a supermarket is part of a complex containing other uses, such other uses shall attract the charge applicable to single or multiple shop/office as shown herein)			
First shop/office of multiple shops/offices	8	1,200	\$1,383.28
Additional shop/office of multiple shop/offices	2	300	\$345.82
Cinema as part of multiple shops (arcade)	8	1,200	\$1,383.28
Industrial use for each parcel of land	8	1,200	\$1,383.28
PLUS			
For each additional lot in each parcel	2	300	\$345.82
AND			
For each separate use or tenancy in each parcel	2	300	\$345.82
Transport Department for each parcel of land	8	1,200	\$1,383.28
PLUS			
For each additional lot in each parcel	2	300	\$345.82
Service Station, Motor Mechanic, Tyre fitting etc. for each parcel of land	8	1,200	\$1,383.28
PLUS			
For each additional lot in each parcel	2	300	\$345.82
PLUS			
For an additional facility e.g. Café	12	1,800	\$2,074.92
Stables per allotment improved	4	600	\$691.64
(other than at Racecourse or Showgrounds)			
Aerodrome (including associated buildings)	160	24,000	\$27,665.60
Car Wash	20	3,000	\$3,458.20

**Minutes of the Longreach Regional Council Ordinary Meeting  
held on Thursday 22 June 2023 at the Civic Centre, 96 Eagle Street, Longreach**

**Longreach Water Charges cont'd**

<b>Description</b>	<b>Number of units</b>	<b>Allocation (kl)</b>	<b>Fixed charge</b>
Private schools and hospitals for each separate use on a parcel of land <i>PLUS</i>	60	9,000	\$10,374.60
Where a child care centre or pre-school or kindergarten is conducted in association with a school <i>AND</i>	20	3,000	\$3,458.20
Child care centre or pre-school or kindergarten on a separate parcel	20	3,000	\$3,458.20
Land used for Boy Scouts, Girl Guides, Halls and Recreation Centres eg Tennis Courts, Indoor Cricket, Youth Centre, Squash Centre	8	1,200	\$1,383.28
Vacant Land to which a water supply is connected for each parcel of land <i>OR</i>	6	900	\$1,037.46
For each lot within the meaning of the "Building Units & Group Titles Act" or an Act in substitution therefore.	6	900	\$1,037.46
<b>Description</b>	<b>Number of units</b>	<b>Allocation (kl)</b>	<b>Fixed charge</b>
Where town water is available and to which the Council is prepared to supply water (excluding vacant land to which water is connected for the first lot in each parcel of land or the first lot within the meaning of the "Building Units & Group Titles Act" or an Act in substitution therefore) although not yet connected to town water supply – <i>AND</i>	4	600	\$691.64
For each additional lot	2	300	\$345.82
For each stable lot	2	300	\$345.82



**Minutes of the Longreach Regional Council Ordinary Meeting  
held on Thursday 22 June 2023 at the Civic Centre, 96 Eagle Street, Longreach**

**Longreach Water Charges cont'd**

<b>Description</b>	<b>Number of units</b>	<b>Allocation (kl)</b>	<b>Fixed charge</b>
Church or Church land	4	600	\$691.64
Church Hall	12	1,800	\$2,074.92
School, Childcare Centre, Pre-school or Kindergarten per parcel of land	60	9,000	\$10,374.60
OR Where a Child Care Centre, Pre- School or Kindergarten is conducted in association with a school on the same	80	12,000	\$13,832.80
Hospital	80	12,000	\$13,832.80
Showgrounds	280	42,000	\$48,414.80
Swimming Pool	320	48,000	\$55,331.20
Racecourse	48	7,200	\$8,299.68
Government dwelling or residential unit	8	1,200	\$1,383.28
Railway station and associated uses (other than dwelling)	40	6,000	\$6,916.40
Office Building Telstra, Ergon etc	16	2,400	\$2,766.56
Post Office	8	1,200	\$1,383.28
Police Station & Court House (including associates offices)	20	3,000	\$3,458.20
Electrical Sub Station	16	2,400	\$2,766.56
Fire Station & Residence	40	6,000	\$6,916.40
Council Office	8	1,200	\$1,383.28
Civic Centre	8	1,200	\$1,383.28
Public Toilet Block	40	6,000	\$6,916.40
Visitor Information Centre	50	7,500	\$8,645.50
Cemetery	40	6,000	\$6,916.40
Saleyards	26	3,900	\$4,495.66
Water Treatment Plant	224	33,600	\$38,731.84
Sewerage Treatment Plant (11575-	8	1,200	\$1,383.28
Water / Sewerage Pumping Station	16	2,400	\$2,766.56
Museum	38	5,700	\$6,570.58
Parks	30	4,500	\$5,187.30
Iningai Nature Reserve	22	3,300	\$3,804.02

**Minutes of the Longreach Regional Council Ordinary Meeting  
held on Thursday 22 June 2023 at the Civic Centre, 96 Eagle Street, Longreach**

Description	Number of units	Allocation (kl)	Fixed charge
<b>Ilfracombe Water Charges</b>			
Class 1 - Domestic (All residences including Council Office)	10	1,200	\$816.80
Class 2 - Commercial Large - (Hotel, Store, Caravan Park, School)	20	2,400	\$1,633.60
Class 2 (a) - Commercial Small (Nursery, Child Care Facilities)	20	2,400	\$1,633.60
Class 3 - Industrial (Engineering Works, Council Depot)	20	2,400	\$1,633.60
Class 4 - Vacant Land with no water connected	5	600	\$408.40
Class 5 - Other (Parks, Recreation Centre, Cemetery)	20	2,400	\$1,633.60
Class 6 - Untreated Water Users	0		
Class 7 - Special (Race Club, Golf Club, Tennis Club)	20	2,400	\$1,633.60
Class 8 - Vacant Land with water connected	7	840	\$571.76
<b>Isisford Water Charges</b>			
Private Dwellings & Shops	10	1,200	\$816.80
Hotels	20	2,400	\$1,633.60
Hospital	20	2,400	\$1,633.60
School	20	2,400	\$1,633.60
Council Park & Museum	40	4,800	\$3,267.20
Church	5	600	\$408.40
Vacant land with water connected	7	840	\$571.76
Vacant land with no water connected	5	600	\$408.40

**Other water charges**

Where land is used for a purpose for which no charge is specified herein, Council or the Chief Executive Officer by delegation may decide the applicable number of units and annual allowance. Notwithstanding the charges specified above, Council may, by resolution, approve a lesser charge where it considers such lesser charge is justified.

Where a service is provided for part of a year, a pro-rata charge shall be levied.

**Bulk Water Utility Charges**

A charge is to be levied for the provision of bulk water for certain identified properties which will be charged at a rate per kilolitre for all water supplied and measured by a water meter. The identified properties will be billed on a quarterly basis.

The assessments to be levied for the provision of bulk water are shown in the following table:

**Minutes of the Longreach Regional Council Ordinary Meeting  
held on Thursday 22 June 2023 at the Civic Centre, 96 Eagle Street, Longreach**

<b>Assessment</b>	<b>Charge per kl</b>
A1308	\$1.60
A1397/A1398	\$1.60
A1787	\$1.60
A1790	\$1.60
A1789	\$1.60
A1778	\$1.60
A1786	\$1.60
A1484	\$1.60
A1748	\$1.60
A1793	\$1.60
A774	\$1.60
A2226	\$1.60
A1764	\$1.60
A745	\$1.60
A1783	\$1.60
A1724	\$1.60
A30332	\$1.60
A1807	\$1.60
A1047	\$1.60
A1084	\$1.60
A30299	\$1.60
A1590	\$1.60
A2202	\$1.60
A2054	\$1.60
A30341	\$1.60
A2212	\$1.60
A2227	\$1.60
A1806	\$1.60
A1596	\$1.60
A30434	\$1.60
A1799	\$1.60
A1727	\$1.60

Separate to the table above, bulk water will be charged to Ilfracombe assessments at a rate of \$1.23 per kilolitre. Bulk water is provided as untreated water to Class 6 Users.

*CARRIED 6/0*

**Minutes of the Longreach Regional Council Ordinary Meeting  
held on Thursday 22 June 2023 at the Civic Centre, 96 Eagle Street, Longreach**

**(x) 12.11 2024 Budget - Sewerage Charges**

The adoption of sewerage charges for the 2023/24 financial year.

(Res-2023-06-157)

Moved Cr Bignell seconded Cr Smith

That Council, pursuant to section 94 of the Local Government Act 2009 and section 99 of the Local Government Regulation 2012, adopts the following sewerage charges for the financial year ending 30 June 2024:

Council provides a sewerage network in the town of Longreach, and Common Effluent Drainage (CED) networks in the towns of Ilfracombe and Isisford. The sewerage charges are shown in the following table:

Location	Charge	Charges Apply to:	Annual Charge
Longreach	Sewerage First Pedestal	Improved land supplied with a sewerage service	\$754.00
Longreach	Sewerage Second Pedestal	Each additional WC pedestal for improved land supplied with a sewerage service (provided that such an additional charge shall not apply to a single unit resident erected on a parcel or lot)	\$497.00
Longreach	Sewerage Vacant Land	Vacant land per lot/parcel to which Council is prepared to connect a sewerage service	\$564.00
Ilfracombe	ILF - Sewerage	For the first pedestal in each residence, sporting/recreation building or other buildings connected to the CED	\$216.00
Ilfracombe	ILF - Sewerage - Shops, Hotels, Hospital & School	For the first pedestals for Shops, Hotels, Hospitals and Schools	\$334.00
Ilfracombe	ILF - Additional Sewerage	For each additional pedestal connected to the CED	\$173.00
Ilfracombe	ILF - Vacant Sewerage	Vacant land per lot/parcel to which Council is prepared to connect a sewerage service	\$105.00
Isisford	ISIS - Domestic Pedestal	For the first pedestal of each residence	\$236.00
Isisford	ISIS - Commercial Pedestal	For the first pedestals for Shops, Hotels, Hospitals and Schools	\$357.00
Isisford	ISIS - Additional Sewerage	For each additional pedestal connected to the CED	\$181.00
Isisford	ISIS - Vacant Sewerage	Vacant land per lot/parcel to which Council is prepared to connect a sewerage service	\$110.00

CARRIED 6/0

**Minutes of the Longreach Regional Council Ordinary Meeting  
held on Thursday 22 June 2023 at the Civic Centre, 96 Eagle Street, Longreach**

**(y) 12.122024 Budget - Waste Charges**

Adoption of waste charges for the 2024 financial year.

(Res-2023-06-158)

Moved Cr Smith seconded Cr Nunn

That Council, pursuant to section 94 of the Local Government Act 2009 and section 99 of the Local Government Regulation 2012, adopts the waste management utility charges, for the supply of waste management services for the financial year ending 30 June 2024, as follows:

Location	Service	Frequency	Annual charge
	<b>Domestic Services</b>		
All towns	Waste collection (minimum charge)	1 per week	\$296.00
All towns	Additional collection (for each additional bin)	1 per week	\$296.00
	<b>Commercial Services</b>		
Longreach	Waste collection (minimum charge)	1 per week	\$296.00
Longreach	Waste collection (minimum charge food related business)	2 per week	\$592.00
Longreach	Waste collection	3 per week	\$888.00
Longreach	Additional collection (for each additional bin)	1 per week	\$296.00
Longreach	Additional collection (for each additional bin)	2 per week	\$592.00
Longreach	Additional collection (for each additional bin)	3 per week	\$888.00
Ilfracombe	Waste collection (minimum charge)	1 per week	\$348.00
Ilfracombe	Additional collection (for each additional bin)	1 per week	\$348.00
Isisford	Waste collection (minimum charge)	1 per week	\$348.00
Isisford	Additional collection (for each additional bin)	1 per week	\$348.00

**Domestic Service Charges**

Waste collection	Provision of one 240 litre bin and a collection service. This is the minimum service charge to every occupied domestic premises within the region.
Additional collection	Provision of additional 240 litre bins and a collection service, provided on the same day as the existing collection service.

**Commercial Service Charges**

Waste collection	Provision of one 240 litre bin and a collection service.
Additional collection	Provision of additional 240 litre bins and a collection service, provided on the same day as the existing collection service.
Frequency	Commercial premises may elect to have 1,2 or 3 collection services per week. The frequency of the collection services will apply to every bin allocated to the premises.  All commercial premises will have a minimum service charge of 1 collection per week. The exception will be for commercial premises whose activity includes the preparation and/or sale of foodstuffs, who will have a minimum service charge of 2 collections per week.

**Minutes of the Longreach Regional Council Ordinary Meeting  
held on Thursday 22 June 2023 at the Civic Centre, 96 Eagle Street, Longreach**

---

**Application of waste collection charges**

Charges for waste services will commence upon a premises being considered to be able to be occupied and the delivery of the 240 litre bin to the premises by Council.

If a property has one or more residential structures or units capable of separate occupation, the relevant waste collection charges (Domestic Services) will be levied for each structure or unit (including flats, studios, cabins, dwellings and secondary dwellings).

If there is more than one commercial operator on land capable of separate occupation, the owner will be charged the appropriate fee according to the quantity of collections provided.

If a collection service is cancelled, charges will not be levied in the next period. If a 240 litre bin is returned to Council in a damaged state, the ratepayer will be charged the bin repair and replacement fee identified in Council's schedule of fees and charges.

CARRIED 6/0

**(z) 12.13 2024 Budget - Rates and Charges Levy & Payment**

Setting the dates when rates and charges will be levied and when they are payable in the 2023/24 financial year.

*(Res-2023-06-159)*

*Moved Cr Emslie seconded Cr Nunn*

*That Council, pursuant to section 107 of the Local Government Regulation 2012 and section 114 of the Fire and Emergency Services Act 1990, issues rate notices as follows:*

*Rate notices for all rates and charges, excluding Bulk Water, shall be issued on a half-yearly basis:*

- for 1 July 2023 to 31 December 2023 - in August/September 2023; and*
- for 1 January 2024 to 30 June 2024 - in February/March 2024.*

*Bulk Water rate notices will be issued quarterly.*

*That Council, pursuant to section 118 of the Local Government Regulation 2012, sets the date by which rates and charges must be paid, as 30 clear days from the date of the issue of the rate notice.*

CARRIED 6/0

**(aa) 12.14 2024 Budget - Interest on overdue rates or charges**

Explaining how interest is charged on overdue rates or charges.

*(Res-2023-06-160)*

*Moved Cr Paterson seconded Cr Smith*

*That Council, pursuant to section 133 of the Local Government Regulation 2012, for the financial year ending 30 June 2024:*

- 1) Applies an interest rate of 11.64% per annum (compounding daily) on overdue rates and charges, and*
- 2) Applies the interest charge from the date that rates and charges become overdue.*

**Minutes of the Longreach Regional Council Ordinary Meeting  
held on Thursday 22 June 2023 at the Civic Centre, 96 Eagle Street, Longreach**

---

CARRIED 6/0

**(bb) 12.15 2024 Budget - Discount on Rates and Charges**

Sets out the discount allowed for payment of rates and charges by the due date.

*(Res-2023-06-161)*

*Moved Cr Paterson seconded Cr Nunn*

*That Council, pursuant to section 130 of the Local Government Regulation 2012, allows a discount of 10 percent on gross rates and charges for the financial year ending 30 June 2024, excluding any charge specifically excluded from the discount entitlement, provided payment of the full amount outstanding, including any overdue rates and interest to the date of payment, less any discount entitlement, is paid by the due date on the original rates notice.*

*Charges excluded from discount entitlement are:*

- *Bulk water consumption charges*
- *Excess water consumption charges*
- *Emergency Services Levy*

CARRIED 6/0

**(cc) 12.16 2024 Budget - Pensioner Rating Concessions**

The granting of a rating concession for pensioners for the 2023/24 financial year.

*(Res-2023-06-162)*

*Moved Cr Emslie seconded Cr Bignell*

*That Council, pursuant to sections 120 and 122 of the Local Government Regulation 2012, grants a concession to pensioner ratepayers, for the year ending 30 June 2024, as follows:*

*Council offers a subsidy of 39.5%, to a maximum of \$940, on all rates levied in respect of the property owned and occupied by a pensioner as their principal place of residence, excluding special rates and charges, water consumption charges and the Emergency Services Levy.*

*A pensioner is a person who holds a Centrelink Pensioner Concession Card or a Veterans Affairs Repatriation Health Card.*

CARRIED 6/0

**(dd)**

**(ee) 12.17 2024 Budget - Proposed Register of Commercial and Regulatory Fees 2023-2024**

Schedule of proposed fees and charges that will apply for the 2024 financial year.

*(Res-2023-06-163)*

*Moved Cr Nunn seconded Cr Bignell*

*That Council, pursuant to section 97 and 98 of the Local Government Act 2009 and section 262 of the Local Government Regulation 2012, adopts the Schedule of Fees and Charges for the financial year ending 30 June 2024.*

CARRIED 6/0

**Minutes of the Longreach Regional Council Ordinary Meeting  
held on Thursday 22 June 2023 at the Civic Centre, 96 Eagle Street, Longreach**

---

**13 Reception and Consideration of the Community Services Report**

Consideration was given to the Director of Community Services Report

**(ff) 13.1 Community Donations - Ilfracombe Picnic Races**

Consideration of a Community Donations applications received in June in accordance with the Community Donations Policy No. 11.06.

(Res-2023-06-164)

Moved Cr Smith seconded Cr Paterson

That Council endorses the following allocation of funds from the Community Donations Program in accordance with the Community Donations Policy No. 11.06;

<b>Organisation/ Name</b>	<b>Event/Activity</b>	<b>Grant Requested</b>	<b>Grant Approved</b>
Ilfracombe Picnic Races	Willowie Cup Race Day	Financial \$4,836.80 In-Kind \$163.20	Financial \$4,836.80 In-Kind \$163.20
		<b>TOTAL \$5,000.00</b>	<b>TOTAL \$5,000.00</b>

CARRIED 6/0

**(gg)13.2 Community Donations - Individuals**

Consideration of a Community Donations – Individuals applications received in June in accordance with the Community Donation Policy 11.06.

(Res-2023-06-165)

Moved Cr Emslie seconded Cr Nunn

That Council endorses the allocation of funds from the Community Donations Program, in accordance with the Community Donations Policy No. 11.6, as follows:

<b>Organisation/ Individual</b>	<b>Event/Project Activity</b>	<b>Event Date</b>	<b>Grant Approved</b>
Elijah Baird	North West Boys Rugby League State Championships	20-23 May 2023	\$350.00
		<b>TOTAL</b>	<b>\$350.00</b>

CARRIED 6/0



**Minutes of the Longreach Regional Council Ordinary Meeting  
held on Thursday 22 June 2023 at the Civic Centre, 96 Eagle Street, Longreach**

---

**(hh) 13.3 Sponsorship - Longreach Yellowbelly Recreation Club Inc**

Consideration of a Sponsorship application received for June, in accordance with Council's Sponsorship Policy No. 11.07.

(Res-2023-06-166)

Moved Cr Nunn seconded Cr Bignell

That Council endorses the allocation of funds as contained in the following table, in accordance with the Sponsorship Policy No 11.07:

<b>Organisation</b>	<b>Event/Project Activity</b>	<b>Event Date</b>	<b>Grant Approved</b>
Longreach Yellowbelly Recreation Club Inc	2023 Longreach Yellowbelly Fishing Competition	25-27 August 2023	<b>Financial \$7,000.00</b>  <b>In-Kind \$186.60</b> 3 Gazebos (\$105.00) 6-piece stage (\$81.60) <b>Total \$7,186.60</b>
		<b>TOTAL</b>	<b>\$7,186.60</b>

CARRIED 6/0

**(ii) 13.4 Sponsorship - Somerset Storyfest**

Consideration of a Sponsorship application received for June, in accordance with Council's Sponsorship Policy No. 11.07.

(Res-2023-06-167)

Moved Cr Bignell seconded Cr Smith

That Council endorses the allocation of funds as contained in the following table, in accordance with the Sponsorship Policy No 11.07:

<b>Organisation</b>	<b>Event/Project Activity</b>	<b>Event Date</b>	<b>Grant Approved</b>
Somerset Storyfest Ltd	Storyfest Out West	27 - 28 July 2023	<b>Financial \$5,229.95</b>  <b>In-Kind \$4,065.30</b> Showgrounds Hire (\$3,182.70) Portable Stage (\$489.60) PA system (\$97.80) Rectangle Table Hire (\$295.20) <b>Total \$9,295.25</b>
		<b>TOTAL</b>	<b>\$9,295.25</b>

**Minutes of the Longreach Regional Council Ordinary Meeting  
held on Thursday 22 June 2023 at the Civic Centre, 96 Eagle Street, Longreach**

CARRIED 6/0

**(jj) 13.5 Referral Agency Assessment Application (Alternative Siting Assessment) - 164 Ibis Street, Longreach**

Consideration of a Referral Agency Assessment Application for an alternative siting assessment lodged with Council on June 3 2023, for a shed to be constructed on land located at 164 Ibis Street, Longreach and described as Lot 193 on L3576.

(Res-2023-06-168)

Moved Cr Paterson seconded Cr Smith

*That Council approves the construction of a shed with a 1.5m setback from the Cockatoo Lane road boundary at 164 Ibis Street, Longreach, and formally described as Lot 198 on L3576, pursuant to section 32 and 33 of the Building Act 1975, Planning Act 2016 and schedule 9, table 3 of the Planning Regulations 2017.*

CARRIED 6/0

**(kk) 13.6 Development Application for a Development Permit for Building Work for a Shed at 30-36 Thrush Rd, Longreach**

Consideration of a development application lodged with Council on 4 May 2023 by Mark Kinsey for a Development Permit for Building Work for a 240m<sup>2</sup> shed extension at 30-36 Thrush Street, Longreach.

Description:	Building work assessable against the Planning Scheme
Development:	Development Permit
Applicant:	Mark and Suzann Kinsey
Owner:	Mark and Suzann Kinsey
Current Use of Land:	Dwelling house & shed
Address:	30 – 36 Thrush Street, Longreach
Real Property Description:	Lot 34-35 on L35712
Applicable Planning Scheme:	Longreach Regional Council Planning Scheme 2015 (v2.1)
Zone:	Low Density Residential Zone
Level of Assessment:	Code Assessment

(Res-2023-06-169)

Moved Cr Nunn seconded Cr Emslie

*That Council approves the development application for Building Work for an extension to a shed at 30-36 Thrush Road, Longreach, formally described as Lot 34 & 35 on L35712, subject to the following conditions:*

**1.0 PARAMETERS OF APPROVAL**

1.1 *The Developer is responsible for ensuring compliance with this development approval and the conditions of the approval by an employee, agent, contractor or invitee of the*

**Minutes of the Longreach Regional Council Ordinary Meeting  
held on Thursday 22 June 2023 at the Civic Centre, 96 Eagle Street, Longreach**

---

*Developer at all times unless otherwise stated.*

- 1.2 *Where these conditions refer to "Council" in relation to requiring Council to approve or be satisfied as to any matter, or conferring on the Council a function, power or discretion, that role of the Council may be fulfilled in whole or in part by a delegate appointed for that purpose by Council.*
- 1.3 *The cost of all works associated with the development and construction of the development including services, facilities and/or public utility alterations required are met at no cost to the Council or relevant utility provider, unless otherwise stated in a development condition.*
- 1.4 *The developer is required to have repaired any damage to existing infrastructure that may have occurred during any works carried out associated with the development. To the extent the damage is deemed to create a hazard to the community, it must be repaired immediately.*
- 1.5 *All conditions, works, or requirements of this development approval must be undertaken and completed prior to commencement of use and to Council's satisfaction, unless otherwise stated.*

**2.0 APPROVED PLANS AND DOCUMENTS**

- 2.1 *The approved development must be completed and maintained generally in accordance with the approved plans and documents, except where amended by the conditions of this permit:*

<i>Plan/Document Name</i>	<i>Plan/Document Number</i>	<i>Issue</i>	<i>Date</i>
<i>Site Plan</i>	<i>P1</i>	<i>-</i>	<i>12/06/23</i>
<i>Shed Extension</i>	<i>P2</i>	<i>-</i>	<i>04/05/23 (Received date)</i>
<i>Shed Extension</i>	<i>P3</i>	<i>-</i>	<i>04/05/23 (Received date)</i>
<i>Shed Layout</i>	<i>P4</i>	<i>-</i>	<i>04/05/23 (Received date)</i>
<i>Shed Elevations</i>	<i>P5</i>	<i>-</i>	<i>04/05/23 (Received date)</i>

- 2.2 *Where there is any conflict between the conditions of this approval and the details shown on the approved plans and documents, the conditions of approval must prevail.*

**3.0 ROOF AND ALLOTMENT DRAINAGE WORKS**

- 3.1 *All roof and allotment drainage must be discharged such that it does not restrict, impair or change the natural flow of runoff water or cause a nuisance to adjoining properties or infrastructure from the pre to the post-development condition.*
- 3.2 *All stormwater must drain to the lawful point of discharge and must not adversely affect adjoining land or infrastructure in comparison to the pre-development condition by way of blocking, altering or diverting existing stormwater runoff patterns or have the potential to cause damage to other infrastructure.*

**Minutes of the Longreach Regional Council Ordinary Meeting  
held on Thursday 22 June 2023 at the Civic Centre, 96 Eagle Street, Longreach**

---

**4.0 AMENITY**

- 4.1 *Any proposed outdoor lighting must comply with AS4282 Control of Obtrusive Effects of Outdoor Lighting.*

**5.0 EROSION AND SEDIMENT CONTROL**

- 5.1 *Implement and maintain an Erosion and Sediment Control Plan (ESCP) on-site for the duration of the works, and until such time as all exposed soil areas are permanently stabilised (for example, turfed, hydro mulched, concreted, and landscaped). The ESCP must be available on-site for inspection by Council Officers during the works.*
- 5.2 *The Erosion and Sediment Control Plan must be prepared in accordance with the Best Practice Erosion and Sediment Control document from the International Erosion Control Association, as updated from time to time.*

**6.0 CONSTRUCTION ACTIVITIES**

- 6.1 *Construction activity and noise must be limited during earthworks and construction of the approved development to the hours of 06:30 to 18:30 Monday to Saturday, with no work to occur on Sundays or public holidays.*
- 6.2 *The construction of any works must be undertaken in accordance with good engineering practice and workmanship and generally in accordance with the relevant provisions of Planning Scheme Policies No. 1 – Works Planning Scheme policy under Schedule 5 of the Longreach Regional Planning Scheme 2015 (v2.1).*
- 6.3 *All construction materials, waste, waste skips and machinery must be located and stored or parked within the development site, unless otherwise approved in writing by Council.*

**7.0 ASSET MANAGEMENT**

- 7.1 *Any alteration necessary to electricity, telephone, water mains, sewerage mains, and/or public utility installations resulting from the development or in connection with the development, must be undertaken and completed at no cost to Council.*

**ADVISORY NOTES**

1. *Permits and approvals for building work, plumbing and any other related works should be obtained prior to commencement of the building works authorised by this permit.*
2. *This approval does not negate the requirement for compliance with all other relevant Local Laws and other statutory requirements. Any provisions contained in this approval relating to the enforcement of any of the conditions shall be in addition to all other rights, powers and privileges that the Council may possess or obtain, and nothing contained in these conditions shall be construed so as to prejudice, affect or otherwise derogate or limit these rights, powers and privileges of the Council.*
3. *General environmental duty under the Environmental Protection Act 1994 prohibits*

**Minutes of the Longreach Regional Council Ordinary Meeting  
held on Thursday 22 June 2023 at the Civic Centre, 96 Eagle Street, Longreach**

---

*unlawful environmental nuisance caused by noise, aerosols, particles, dust, ash, fumes, light, odour or smoke beyond the boundaries of the development site during all stages of the development including earthworks, construction and operation.*

*This development approval does not authorise any activity that may harm Aboriginal cultural heritage. It is advised that under section 23 of the Aboriginal Cultural Heritage Act 2003, a person who carries out an activity must take all reasonable and practicable measures to ensure the activity does not harm Aboriginal cultural heritage (the "cultural heritage duty of care").*

CARRIED 6/0

**(II) 13.7 Information Report - Planning & Development Report**

This report provides an update on Development Services that has occurred during the month of May 2023.

*(Res-2023-06-170)*

*Moved Cr Emslie seconded Cr Smith*

*That Council receives the Planning & Development information report, as presented.*

CARRIED 6/0

**(mm) 13.8 Information Report - Community Services**

This report provides an update on a range of activities that has occurred during the month of May for the Community Services Department.

*(Res-2023-06-171)*

*Moved Cr Emslie seconded Cr Smith*

*That Council receives the Community Services information report, as presented.*

CARRIED 6/0

Deputy Mayor Leonie Nunn assumed the Chair at 12:18 pm.

Attendance: Councillor Rayner left the Meeting at 12:18 pm.

Attendance: Councillor Rayner returned to the Meeting at 12:21 pm and resumed as chair.

**14 Reception and Consideration of Infrastructure Services Report**

Consideration was given to the Director Infrastructure Services Report

**(nn) 14.1 Information Report - Infrastructure Services**

This report provides an update on a range of activities that has occurred during the month of May 2023 for the Infrastructure Department.

*(Res-2023-06-172)*

*Moved Cr Emslie seconded Cr Bignell*

*That Council receives the Infrastructure Services Information Report, as presented.*

CARRIED 6/0

**Minutes of the Longreach Regional Council Ordinary Meeting  
held on Thursday 22 June 2023 at the Civic Centre, 96 Eagle Street, Longreach**

---

**15 Late Items**

Nil for this meeting

**16 Closed Matters**

Nil for this meeting

**17 Closure of Meeting**

There being no further business, the meeting was closed at 12:35pm.

**Minutes Certificate**

These minutes are unconfirmed.

\_\_\_\_\_  
Cr AC Rayner  
Mayor

\_\_\_\_\_  
Brett Walsh  
Chief Executive Officer

**LONGREACH REGIONAL COUNCIL  
ORDINARY MEETING AGENDA**

---

**6. MAYORAL REPORT**

**6.1 Mayoral Report**

The Mayor attended several meetings and engagements in the time since the last Council meeting, including but not limited to:

- Hosted Hon David Littleproud MP in-region to discuss regional matters
- A regular meeting of the Western Queensland Alliance of Councils (WQAC) Leadership Group
- Meeting with Chief Executive Officer of the Queensland Reconstruction Authority
- Attending the Longreach District Disaster Recovery Forum
- Meeting with officials to receive feedback on a recent Disaster Ready Funding application
- Meeting with officials from Department of Transport and Main Roads to discuss the spread of Sticky Florestina
- Meeting with representatives of Opera Queensland to de-brief following the recent Festival of Outback Opera, and discuss planning for next year's event
- Meeting with Dr Bertie Hennecke, Chief Environmental Biosecurity Officer for the Department of Agriculture, Fisheries and Forestry, Australian Government
- Attended Department of Environment and Science briefing for Mayors and CEOs on consultation process regarding protection of Lake Eyre Basin rivers and floodplains
- Chaired a Remote Area Planning and Development (RAPAD) board meeting
- Welcomed ministerial and community delegates in-region for the Queensland Government Regional Community Forum
- Meetings with business and community constituents on a variety of matters, including representations from Ergon Energy and Outback Pioneers
- Hosted Assistant Ministers Nikki Boyd and Bruce Saunders on tour of regional development projects
- Attended GroWQ Innovation Expo at the Longreach Showgrounds

The Mayor also undertook regular media engagements with Radio 4LG and ABC Western Queensland.

**Recommendation:**

*That Council receives the Mayoral Report, as presented.*

**LONGREACH REGIONAL COUNCIL  
ORDINARY MEETING AGENDA**

---

- 7. COUNCILLOR REQUESTS**  
None received at time of agenda preparation.
- 8. NOTICES OF MOTION**  
None received at time of agenda preparation.
- 9. PETITIONS**  
None received at time of agenda preparation.
- 10. DEPUTATIONS**  
None received at time of agenda preparation.



**11. CHIEF EXECUTIVE OFFICER'S REPORT**  
**11.1 – Councillor Information Correspondence**

**11. CHIEF EXECUTIVE OFFICER'S REPORT**

**11.1 Councillor Information Correspondence**

From the Chief Executive Officer, tabling a list of significant and relevant correspondence for Councillors and public information.

The following correspondence has been received up to Tuesday 10 July 2023:

<b>Date</b>	<b>From</b>	<b>Description</b>	<b>Correspondence Type</b>	<b>Assigned</b>
25/5/2023	Local Resident	Improved access request for Longreach Showgrounds	For Consideration	Communities
31/05/2023	Department of Agriculture and Fisheries	Forestry Act 1959 sales permit to get quarry material	For Action	Infrastructure
12/06/2023	Local Government Association of Queensland	LGAQ 127th Annual Conference: Motion Request	For Consideration	Governance
13/06/2023	Local Resident	Road Sealing Request - Raven, Thrush & Curlew Roads	For Consideration	Infrastructure
14/06/2023	Outback Queensland Tourism Association	Letter of Appreciation	For Information	Governance
22/06/2023	Queensland Audit Office	Financial Audit Report – Local Government 2022	For Information	Finance
26/06/2023	Rotary District 9560 Conference	Letter of Appreciation	For Information	Communities
29/06/2023	Ilfracombe Progress & Development Association	Letter Ilfracombe Tennis Courts	For Consideration	Communities
03/07/2023	Local Government Remuneration Commission	Local Government Remuneration Commission council category review	For Action	Governance
04/07/2023	Queensland Audit Office	Performance Audit Report – Managing Invasive Species	For Information	Governance
06/07/2023	Longreach Scout Group	Longreach Scout 110 years Celebration plus Maintenance Requests	For Consideration	Infrastructure
06/07/2023	RAPAD	RAPAD Board Communique	For Information	Governance
10/07/2023	Department of State Development, Infrastructure, Local Government and Planning	QTC Credit Review 2023–24 financial year	For Action	Finance

**Appendices**

1. Customer Request - Showgrounds Access - 25.05.23\_Redacted.pdf [↓](#)
2. LET\_Longreach Regional Council\_Letter from Forestry.pdf [↓](#)
3. LGAQ Annual Conference Motion.pdf [↓](#)
4. LET\_Sealing Raven Thrush Curlew CEO\_Redacted.pdf [↓](#)

## 11. CHIEF EXECUTIVE OFFICER'S REPORT

### 11.1 - Councillor Information Correspondence

---

5. OQTA - 140623 Council Letter -Longreach.pdf [↓](#)
6. QAO\_LG Financial Report\_22062023.pdf [↓](#)
7. LET\_Conference letterhead\_Rotary.pdf [↓](#)
8. LET\_IDPA Letter.pdf [↓](#)
9. Letter consultation paper - LGRC Category Review with Att.pdf [↓](#)
10. LET\_Scouts\_LRC letter of support.pdf [↓](#)
11. RAPAD-Communique-second-quarter-2023.pdf [↓](#)
12. LET\_Department\_QTC\_Credit Review.pdf [↓](#)
13. QAO - Managing invasive species (Report 1 - 2023-24).pdf [↓](#)

**Recommendation:**

*That Council receives the Councillor Information Correspondence Report, as presented.*

11.1 - Councillor Information Correspondence --Appendix 1

RECEIVED BY  
Longreach Regional Council  
25 MAY 2023  
RDS

24/5/23  
Came over counter

# Longreach Regional Council

96a Eagle Street, Longreach  
PO Box 144,  
ILFRACOMBE QLD 4727



Telephone: 07 4658 4111 Facsimile: 07 4658 4116  
Email: [assist@longreach.qld.gov.au](mailto:assist@longreach.qld.gov.au)  
Website: [www.longreach.qld.gov.au](http://www.longreach.qld.gov.au)

## Complaint Form

Longreach Regional Council wants to provide you with an easy way to lodge a complaint. Complete this form and forward to:

**The Chief Executive Officer, Longreach Regional Council, PO Box 144, ILFRACOMBE QLD 4727**

**Please mark all the box/s that are applicable:**

Anonymous Complaint       General Complaint       Administrative Action Compliment

### Anonymous Complaint

**Please Note:** Council will receive and process anonymous complaints; however it should be noted that it is not possible for the investigating officer to seek further information or clarification from such complainants, nor is it possible for Council to advise such complainants of the outcome of any investigation or action taken as a result of the complaint.

If an anonymous complaint is made and is found to fit section 4.3 of the Complaints Management System, Management Directive or has insufficient information to allow for an investigation or appropriate decision, then the Chief Executive Office may decide to take no further action.

### Details:

Title    Mr    Mrs    Ms    Miss    Other (specify) \_\_\_\_\_

Contact Name:	
Postal Address:	
Contact Numbers:	
Email Address:	
Preferred Method of Contact:	

Preferred Method of Contact:    Phone    Post    Email

Do you wish for someone to act as your agent on your behalf in relation to your complaint?    Yes    No

### If yes, please provide your agents details:

Contact Name:						
Postal Address:						
Contact Numbers:	Home:		Work:		Mobile:	
Email Address:						

Preferred Method of Contact:    Phone    Post    Email



11.1 - Councillor Information Correspondence --Appendix 1

<b>Complaint Details:</b>
Have you raised your complaint with Council before? <input type="checkbox"/> Yes <input checked="" type="checkbox"/> No
If yes, please provide the following: (please attach any documentation you have from your previous contact)
Who you spoke with:
What you were told:
Reasons why you are still dissatisfied:
<b>New Complaint:</b>
For NEW complaints, tell us WHAT happened? WHO was involved? WHEN and WHERE it happened? (e.g. Does your complaint involve a decision or action that impacted you or perhaps the quality of our service? Please be specific about the area the problem occurred. Attach a separate sheet if necessary).
I was walking out of the Longreach Showgrounds after the fireworks finished on Friday 12/5/23 with my elderly mother who is on a walker and is in her late 70's. We used a torch on our phones but there's no lighting coming out of the main entrance to the showgrounds on Graham Isles drive past the wool pavillion, it is very dark and with the speed bump makes it very difficult and dangerous. My disabled daughter has the same problem, she is nearly blind.
What would you like to see happen as a result of your complaint?
I would like to see some lighting put in there. Also the same problem with parking inside the showgrounds on the dirt area across from the arts & crafts pavillion beside those toilets. It is very uneven and dangerous. Maybe some solar lights to go in both areas.



Queensland  
Government

Department of  
Agriculture and Fisheries

31 May 2023

The Chief Executive Officer  
Longreach Regional Council  
PO Box 144  
**ILFRACOMBE QLD 4724**

**Copied by Email to:** [assist@longreach.qld.gov.au](mailto:assist@longreach.qld.gov.au)

Dear Mr Murphy

**Re: *Forestry Act 1959* sales permit to get quarry material**

I am writing to you about sales permits to get state-owned quarry material issued to local governments by the Department of Agriculture and Fisheries (the Department) under the *Forestry Act 1959*. The Department has identified that under the *Native Title Act 1993* (Cth), some quarry activities requiring *Forestry Act 1959* authorisation will also require future act consent under an indigenous land use agreement (ILUA).

This letter is being distributed to all local government quarry sales permit holders as general advice only. If the Department has already contacted you to discuss the details of your sales permit, then please continue to refer to those specific communications.

**What does this mean for Council?**

Current sales permits will remain in effect. The Department will continue to authorise quarrying activity where it is possible to do so with respect to native title, and subject to the requirements of the *Forestry Act*. However, there will be situations where DAF will be unable to approve some quarry locations without an ILUA.

**What is the Department doing about this?**

The Department is working closely with local governments to identify their proposed quarry activities and requirements to ascertain where quarry activities can proceed without an ILUA. The Department will progressively contact each local government to discuss the specific details relating to its respective *Forestry Act* sales permit/s. This will include:

- consideration of individual quarry pits and local government needs
- mapping ILUA requirements
- reviewing priorities to support planned maintenance and development activities

41 George Street Brisbane  
GPO Box 46 Brisbane  
Queensland 4001 Australia  
**Business Centre** 13 25 23  
**Website** [www.daf.qld.gov.au](http://www.daf.qld.gov.au)  
**ABN** 66 934 348 189

- identifying whether any existing ILUAs address future act consent for the sales permit.

After discussing these details with individual local governments, the Department will engage with native title parties to lead the negotiation of ILUAs where native title has been determined or where a claim has been lodged. The Department acknowledges that some permittees are operating in areas where there is no determination or claim and is currently looking at what assistance can be provided to those permittees.

The Department has recently increased its capacity to progress this important work by recruiting to several temporary specialist positions with a focus on engaging with native title parties.

### **When will the Department contact Council about its permit?**

The Department will be engaging with many permit holders about their sales permits and will prioritise contacting local governments based on the expiry date of their sales permits. The Department will make every effort to contact each local government as soon as possible to discuss their needs.

Please be aware that the Department is currently prioritising permit holders with permits expiring in 2023.

If you have any further questions about your sales permit, please contact Mr John Ludlow, Manager, Quarry Material on 0428 938 341 or by email at [john.ludlow@daf.qld.gov.au](mailto:john.ludlow@daf.qld.gov.au).

Yours sincerely



Barry Underhill  
**Executive Director, Forestry**  
**Department of Agriculture and Fisheries**

# Quarry sales permits under the *Forestry Act 1959* – advice to local governments

## Background

The Department of Agriculture and Fisheries (DAF) issues sales permits under the authority of the *Forestry Act 1959* (Qld) (Forestry Act). These allow sales permit holders to extract and remove rocks, sand and gravel (state-owned quarry material) from state forests, timber reserves, other state land such as leasehold land, and some freehold land where the State owns the quarry material.

Under the *Native Title Act 1993* (Cth) (NTA), the issue of a sales permit for state-owned quarry material administered under the Forestry Act is regarded as a 'future act' affecting native title where it exists. This means that a native title assessment is required as part of the application process to issue, vary or renew a sales permit, which will only be done once the State considers that native title has been appropriately addressed.

Native title can be addressed in different ways depending upon the land where quarrying activities will take place and the type of quarrying that will occur. For many quarries, a registered Indigenous land use agreement (ILUA) will be required.

## What does this mean for quarry sales permits held by local governments?

Current sales permits are unaffected. However, DAF has identified that under the NTA, some quarry activities will require future act consent via an ILUA.

DAF is working closely with local governments to identify their proposed quarry activities and needs to ascertain where quarry activities can proceed without an ILUA.

DAF will continue to issue sales permits for quarrying activity where it is possible to do so, with respect to native title and subject to the requirements of the Forestry Act. However, there will be situations where DAF will be unable to approve some quarry locations without an ILUA.

## What is DAF doing about this?

DAF is working closely with local governments, native title parties and other relevant departments and stakeholders to minimise disruptions and provide continuity for local government quarry operations where possible.

DAF will progressively contact each local government on a priority basis to discuss the specific details relating to its respective Forestry Act sales permit/s. This will include:

- consideration of individual quarry pits and local government needs
- mapping ILUA requirements
- reviewing priorities to support planned maintenance and development activities
- identifying whether any existing ILUAs address future act consent for the sales permit

[daf.qld.gov.au](http://daf.qld.gov.au)



Queensland  
Government

### When will DAF contact the local government?

DAF will be engaging with many permit holders about their sales permits and will prioritise contacting local governments based on the expiry date of their sales permits. DAF will make every effort to contact respective local governments as soon as possible to discuss their needs. Please be aware that DAF is currently prioritising permit holders with permits expiring in 2023.

### Further questions?

If you have any questions about this notice, please email: [ForestryQuarry@daf.qld.gov.au](mailto:ForestryQuarry@daf.qld.gov.au)



[daf.qld.gov.au](http://daf.qld.gov.au)



**Queensland**  
Government





Every Queensland  
community deserves  
to be a liveable one

12 June 2023

Mr Brett Walsh  
Chief Executive Officer  
Longreach Regional Council  
PO Box 144  
ILFRACOMBE QLD 4727  
Email: ceo@longreach.qld.gov.au

Dear Brett,

### **LGAQ 127<sup>th</sup> Annual Conference: Motion Request**

It's that time of year when the LGAQ requests member councils to bring forward for discussion at the Annual Conference on matters of common concern to members through the motions process. This is members' opportunity to think big and tap into the LGAQ's advocacy on major issues that will take us closer to making every Queensland community a liveable one.

Motions that have been passed as resolutions by councils are therefore requested to be submitted no later than **Wednesday 9 August 2023**. This will enable the LGAQ Agenda Committee to review all submitted motions and provide a Preliminary Agenda for member councils four (4) weeks prior to the commencement of Conference.

The LGAQ will now only be accepting motions using an automated process to support councils seeking to put forward agenda items, using the Congruent member portal.

Please use the following link <https://congruent.lgaq.asn.au/motion-submission/> to submit your motions once passed by your council.

The Policy Executive will finalise its own statewide priority motions at its meeting on **23 June 2023**.

As a reminder, the LGAQ team is available to help in the preparation of your motions. The LGAQ encourages succinct but relevant facts and references to inform delegates of the issue you wish to raise. It is also important that prior resolutions that may have been tabled at previous Annual Conferences on the topic are considered to avoid duplication and to streamline the process. Prior resolutions can be found at <https://congruent.lgaq.asn.au/motions/>.

Matters raised through this process are local government issues should be strategic, relevant to the business of local government and with state-wide impact. Motions that are passed at Annual Conference shape the work and policy direction of the LGAQ.

Where two or more-member councils bring forward a similar motion, the Agenda Committee is authorised to draft and submit composite motions, in consultation with the submitting councils.

Please note that each registered Delegate and Observer will receive a complete agenda document at Conference via the conference app. Should you have any questions or concerns about submitting motions, please do not hesitate to contact Michelle Hancock, Projects and Planning Coordinator by phone [1300 542 700](tel:1300542700) or email [ask@lgaq.asn.au](mailto:ask@lgaq.asn.au)

Yours sincerely,



ALISON SMITH  
Chief Executive Officer  
Local Government Association of Queensland



Longreach Regional Council

c/- Eagle st,

Longreach 4730

8<sup>th</sup> June 2023




RE: Sealing of Raven Rd from corner of Thrush Rd to Curlew Rd

Dear Brett Walsh

I am writing to you to raise the concerns of residents living in and around the area of the unsealed section of raven Rd as mentioned above. Our concerns are in relation to the increased traffic utilizing this stretch of road consisting of processing staff of the Wild Game Meat Plant, Macropod Harvesters and the freight trucks to and from the plant, this being the preferred route as well as general traffic use. With the increase in dust pollution affecting many people homes and businesses in the area. There has been an increase in dust entering homes and businesses impacting on air quality which can severely exacerbate symptoms of Asthma and Chronic obstructive pulmonary disease (CPOD). The increase in dust pollution has also increased the workload of residents in the area requiring extra cleaning, washing and dusting of walls and windows including screens.

We request an urgent response to these concerns and action taken to improve this situation.

Yours sincerely





Longreach Regional Council  
Cr Tony Rayner  
PO Box 144  
Ilfracombe QLD 4727

14 June 2023

Dear Cr Rayner

Thank you for your ongoing commitment to Outback Queensland tourism through your partnership with the Outback Queensland Tourism Association (OQTA) during 2022/23.

Our partnerships with Councils across our region are vital to developing and sustaining a resilient and united industry and your support ensures that our marketing and trade response continues to be inspiring and agile, particularly in the face of increased domestic and international competition.

At OQTA's Conference, Muster and Awards event hosted in Brisbane in March this year we welcomed a record number of Outback products and partners, along with more than 120 trade, media and industry representatives. A record number of Outback operators also attended Australia's largest tourism event, the Australian Tourism Exchange, following the success of our one-on-one tailored Pathway to ATE Mentoring Program.

These activities, along with our targeted marketing and PR campaigns and industry development initiatives, demonstrate our strategy to work collaboratively to amplify our destination's tourism and event offerings and boost innovation and operational excellence.

Lobbying and advocating on your behalf is also a key role for OQTA. We will continue to work with government and our various industry bodies to seek out opportunities to put Outback Queensland on the agenda, drive product development and visitation, and connect and support stakeholders.

As the economic and social impacts of current global market conditions are felt across the state, the importance of tourism and the visitor economy to communities across the Outback region has never been more vital. OQTA has worked with the State Government to secure Tourism Network Funding at a similar level to last financial year, however costs continue to rise across all budget lines, given the current fiscal environment.

The OQTA Board has therefore taken the decision to apply a 6.89% CPI adjustment to OQTA Council Partnership fees for the 2023/24 financial year, with no other increase. The Board intends to use CPI as a benchmark for any future changes to fees for the foreseeable future.

We look forward to working with you to support our local communities and keep our sector viable, sustainable, and attractive to visitors seeking a memorable and authentic holiday experience.

Yours sincerely



**Denise Brown**  
**Chief Executive Officer**  
Outback Queensland Tourism Association  
Ph: 0438 394 492  
Email: [ceo@outbackqueensland.com.au](mailto:ceo@outbackqueensland.com.au)

| [admin@outbackqueensland.com.au](mailto:admin@outbackqueensland.com.au) | 0400 812 350 | PO Box 506, Longreach QLD 4730 | [outbackqueensland.com.au](http://outbackqueensland.com.au) |



FINANCIAL AUDIT REPORT

22 June 2023

## Local government 2022

### Report 15: 2022–23

## 11.1 - Councillor Information Correspondence --Appendix 6

As the independent auditor of the Queensland public sector, including local governments, the Queensland Audit Office:

- provides professional audit services, which include our audit opinions on the accuracy and reliability of the financial statements of public sector entities
- provides entities with insights on their financial performance, risk, and internal controls; and on the efficiency, effectiveness, and economy of public service delivery
- produces reports to parliament on the results of our audit work, our insights and advice, and recommendations for improvement
- supports our reports with graphics, tables, and other visualisations, which connect our insights to regions and communities
- conducts investigations into claims of financial waste and mismanagement raised by elected members, state and local government employees, and the public
- shares wider learnings and best practice from our work with state and local government entities, our professional networks, industry, and peers.

We conduct all our audits and reports to parliament under the *Auditor-General Act 2009* (the Act). Our work complies with the *Auditor-General Auditing Standards* and the Australian standards relevant to assurance engagements.

- Financial audit reports summarise the results of our audits of over 400 state and local government entities.
- Performance audit reports cover our evaluation of some, or all, of the entities' efficiency, effectiveness, and economy in providing public services.

Learn more about our publications on our website at [www.qao.qld.gov.au/reports-resources/fact-sheets](http://www.qao.qld.gov.au/reports-resources/fact-sheets).

Mr J Kelly MP  
Acting Speaker of the Legislative Assembly  
Parliament House  
BRISBANE QLD 4000

22 June 2023

This report is prepared under Part 3 Division 3 of the *Auditor-General Act 2009*.



Brendan Worrall  
Auditor-General



© The State of Queensland (Queensland Audit Office) 2023.

The Queensland Government supports and encourages the dissemination of its information. The copyright in this publication is licensed under a Creative Commons Attribution-Non-Commercial-No Derivatives (CC BY-NC-ND) 4.0 International licence.



To view this licence visit <https://creativecommons.org/licenses/by-nc-nd/4.0/>

Under this licence you are free, without having to seek permission from QAO, to use this publication in accordance with the licence terms. For permissions beyond the scope of this licence contact [copyright@qao.qld.gov.au](mailto:copyright@qao.qld.gov.au)

Content from this work should be attributed as: The State of Queensland (Queensland Audit Office) *Local government 2022* (Report 15: 2022–23), available under CC BY-NC-ND 4.0 International.

Cover image is a stock image purchased by QAO.

ISSN 1834-1128



# Contents

---

<b>Report on a page</b>	<b>1</b>
<b>Recommendations for councils and the department</b>	<b>2</b>
<b>1. Overview of entities in this sector</b>	<b>6</b>
<b>2. Results of our audits</b>	<b>7</b>
<b>3. Internal controls</b>	<b>18</b>
<b>4. Financial performance</b>	<b>27</b>
<b>Appendices</b>	<b>34</b>
A. Full responses from entities	35
B. Local governments by segment	41
C. Legislative context	42
D. Status of recommendations from prior reports	44
E. Audit opinions for entities preparing financial reports	53
F. Entities exempt from audit by the Auditor-General	59
G. Local government entities for which we will not issue opinions	60
H. Audit opinions issued for prior financial years	62
I. Financial sustainability measures	63
J. Our assessment of councils' financial governance	72

## Acknowledgement

The Queensland Audit Office acknowledges the Traditional and Cultural Custodians of the lands, waters, and seas across Queensland. We pay our respects to Elders past, present, and emerging.

# Report on a page

## Financial statements are reliable, but fewer councils prioritised and achieved timely financial reporting

Early financial reporting means current and relevant information is provided to decision-makers and members of the community. In 2021–22, only 32 councils (2020–21: 36 councils) *achieved* early financial reporting – meaning – having their financial statements certified at least 2 weeks before their 31 October legislative deadline.

In recent years, we have found fewer councils are planning for early completion of their financial statements. This year, only 48 councils *planned* to certify their financial statements early. In prior years, these numbers were substantially higher (62 councils in 2020–21 and 70 councils in 2019–20).

External factors such as staff shortages and natural disasters have negatively impacted on the sector's ability to achieve timely financial reporting. However, these issues would be better managed if councils improved the persistent issues we find in their month-end and year-end reporting processes, and their asset management practices.

In this report, we make several recommendations to the Department of State Development, Infrastructure, Local Government and Planning (the department) – as regulator of the sector – to help build capability in the local government sector that will improve timely financial reporting.

## Councils are taking too long to resolve high-risk issues

Significant deficiencies are those that have substantial financial or reputational risk for councils and need to be addressed immediately. Continued efforts by councils have reduced the number of unresolved significant deficiencies to 114 as at 30 June 2022 (2021: 127). However, 65 per cent (2021: 67 per cent) of these significant deficiencies remain unresolved more than 12 months after we identified them.

Many councils with significant deficiencies do not have an audit committee (16 councils) or an internal audit function (14 councils – these councils are in breach of the legislation). We have recommended the department make sure all councils establish an effective internal audit function, as required under the legislation.

Almost two thirds of councils still have significant deficiencies in their information systems, at a time when cyber attacks across the public sector keep rising. The department could collaborate with other state government agencies and develop a framework to help councils better manage their information systems security.

## Grant funding received in advance has masked the full extent of the sector's decline in financial sustainability

This year, 35 councils generated an operating surplus. Although this is consistent with last year, the sector's operating results were favourably impacted by receiving a large portion of one of its grants in advance. In the absence of this advance grant funding, only 28 councils would have generated an operating surplus in 2021–22. At 30 June 2022, 46 councils (2020–21: 45 councils) are still at either a moderate or a high risk of not being financially sustainable.





# Recommendations for councils and the department

## Recommendations for councils

This year, we make the following recommendation to councils.

<b>Assess the maturity of their procurement and contract management processes using our procure-to-pay maturity model, and implement identified opportunities to strengthen their practices</b>	
REC 1	We recommend all councils assess the maturity of their procurement and contract management processes using our procure-to-pay maturity model. Councils should identify their desired level of maturity and compare this to the maturity level that best represents their current practices. This assessment will help them identify and implement practical improvement opportunities for their procurement and contract management processes.

## Prior year recommendations need further action by councils

Councils have made some progress to address the recommendations we made in our prior reports. However, further action is still required for 15 recommendations as summarised below.

Theme	Summary of recommendation	Local government report
Governance and internal control	All councils to have an audit committee with an independent chair. Audit committee members should understand their roles and responsibilities, and the risks the committee needs to monitor	Report 13: 2019–20
	Assess their audit committees against the actions in our 2020–21 audit committee report	Report 15: 2021–22
	Improve their overall control environment	Report 15: 2021–22
	Improve risk management processes	Report 17: 2020–21
	All councils must establish and maintain an effective and efficient internal audit function	Report 13: 2019–20
Asset management and valuations	Asset management plans to include councils' planned spending on capital projects	Report 15: 2021–22
	Review the asset consumption ratio in preparation for the new sustainability framework. Assess whether the actual usage of assets is in line with asset management plans	Report 15: 2021–22
	Improve valuation and asset management practices	Report 17: 2020–21
Financial reporting	Reassess the maturity levels of financial statement preparation processes in line with recent experience to identify improvement opportunities that will help facilitate early certification of financial statements	Report 15: 2021–22
	Enhance liquidity management by reporting unrestricted cash expense ratio and unrestricted cash balance in monthly financial reports	Report 15: 2021–22
	Improve financial reporting by strengthening month-end and year-end financial reporting processes	Report 17: 2020–21



## 11.1 - Councillor Information Correspondence --Appendix 6

---

Local government 2022 (Report 15: 2022–23)

Theme	Summary of recommendation	Local government report
Information systems	Conduct mandatory cyber security awareness training	Report 13: 2019–20
	Strengthen security of information systems	Report 17: 2020–21
Procurement and contract management	Secure employee and supplier information	Report 13: 2019–20
	Enhance procurement and contract management practices	Report 17: 2020–21

Implementing our recommendations will help councils strengthen their internal controls for financial reporting and improve their financial sustainability.

We have included a full list of prior year recommendations and their status in [Appendix D](#).



## Recommendations for the department

This year, we make the following 7 recommendations to the Department of State Development, Infrastructure, Local Government and Planning (the department).

<b>Provide necessary guidance and tools to councils to help improve their month-end financial reports</b>	
REC 2	<p>The department should provide guidance and tools such as monthly management reporting pack templates and checklists for the completion of month-end financial reports.</p> <p>These tools should set the minimum standard of information that councillors will need to be provided with to make informed financial decisions. This in turn would help them improve the quality of their month-end financial reports and their month-end processes.</p>
<b>Provide a clear definition of 'extraordinary circumstances' for councils seeking ministerial extensions to their legislative time frame for financial reporting</b>	
REC 3	<p>The department should clearly define what 'extraordinary circumstances' are in the context of extensions to councils' legislated deadlines for certifying financial statements.</p> <p>This will provide consistent criteria for assessing council applications for extensions.</p>
<b>Measure the effectiveness of training programs provided to councils</b>	
REC 4	<p>The department should measure the effectiveness of the training programs it provides to councils.</p> <p>This would help the department identify remedial actions when desired outcomes are not achieved.</p>
<b>Provide training on financial reporting processes and support councils to meet their reporting deadlines in times of need</b>	
REC 5	<p>The department should, for councils that do not consistently achieve early financial reporting:</p> <ul style="list-style-type: none"> <li>• provide training to finance staff that covers matters such as <ul style="list-style-type: none"> <li>– basic financial statement preparation</li> <li>– analysing and interpreting financial statements</li> <li>– preparing and delivering on a year-end time table</li> <li>– accounting concepts and application of relevant accounting standards.</li> </ul> <p>This should be in addition to the tropical financial reporting workshop provided by the department each year</p> </li> <li>• make available a panel of financial reporting specialists that councils can call upon in times of need to help with their financial reporting processes. For this to work effectively, the department should establish ground rules that put the onus on councils to plan for their financial reporting early. This support should only be made available to councils on an exception basis.</li> </ul>
<b>Make sure all councils have an effective internal audit function</b>	
REC 6	<p>The department should monitor whether all councils have an internal audit function and that appropriate internal audit activities are undertaken each year.</p> <p>To help councils meet their legislative requirements the department should:</p> <ul style="list-style-type: none"> <li>• educate councillors and senior executives on the benefits of an internal audit function and how this adds value to council operations</li> <li>• make internal audit guidelines available on the department's website and provide example templates (such as a model internal audit charter) to help councils understand and meet their obligations.</li> </ul>
<b>Develop a strategy to uplift capability of the sector on cyber-related matters</b>	
REC 7	<p>We recommend the department, in collaboration with the Queensland Government's Customer and Chief Digital Officer, develops a strategy to increase awareness and improve capability in the sector on cyber-related matters.</p> <p>This will help councils strengthen their information security controls.</p>
<b>Publish a framework to assess the sustainability risk of councils by 1 July 2023</b>	
REC 8	<p>The department should publish a framework to assess the financial sustainability risk of councils. This framework should be made available to the sector from 1 July 2023 to align with the effective date of the department's new financial sustainability guideline.</p>



Local government 2022 (Report 15: 2022–23)

### Prior year recommendations need further action by the department

The department has taken some corrective action to address the 4 recommendations from *Local government 2020* (Report 17: 2020–21).

- The department has published its new framework for financial sustainability.
- It continues to work on providing greater certainty for long-term funding to councils and providing more training for financial governance to councillors and senior leadership teams within councils.
- The proposal for the department to require all councils to establish an audit committee has not yet progressed. Parliament's State Development and Regional Industries Committee, in its report – *Report 32: Examination of Auditor-General Reports on the local government sector* – confirmed the importance of an audit committee to the sector and recommended to parliament that all local governments should establish an audit committee.

We have included a full list of prior year recommendations and their status in [Appendix D](#).

### Reference to comments

---

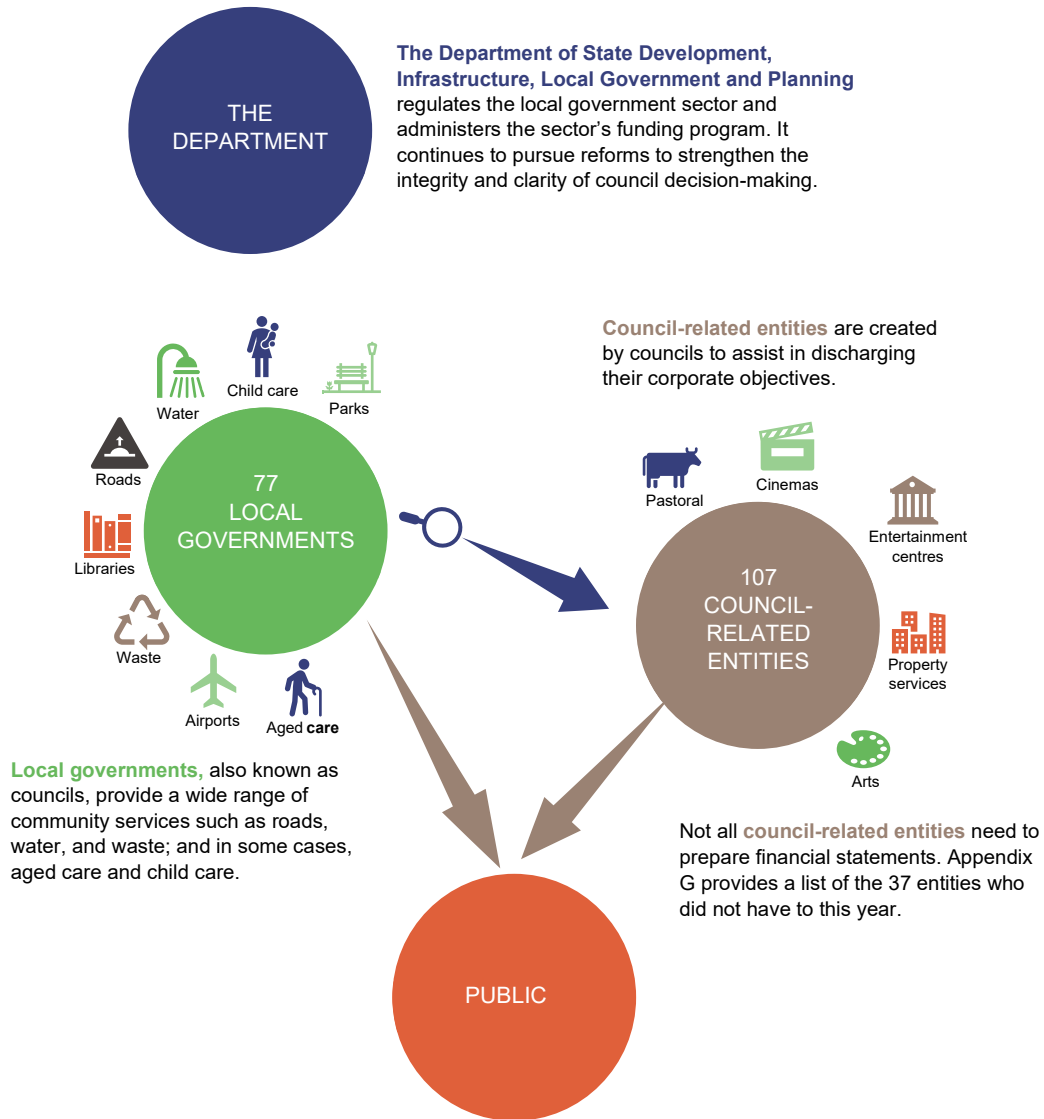
In accordance with s.64 of the *Auditor-General Act 2009*, we provided a copy of this report to all councils and the department. In reaching our conclusions, we considered their views and represented them to the extent we deemed relevant and warranted.

Any formal responses from councils and the department are included at [Appendix A](#).



# 1. Overview of entities in this sector

Figure 1A  
Entities in the local government sector



Source: Queensland Audit Office.

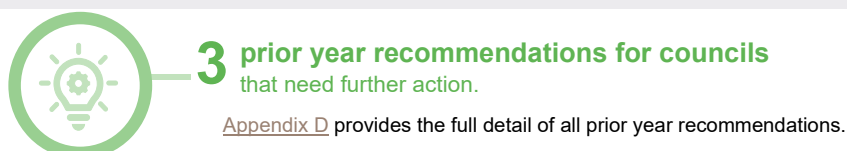
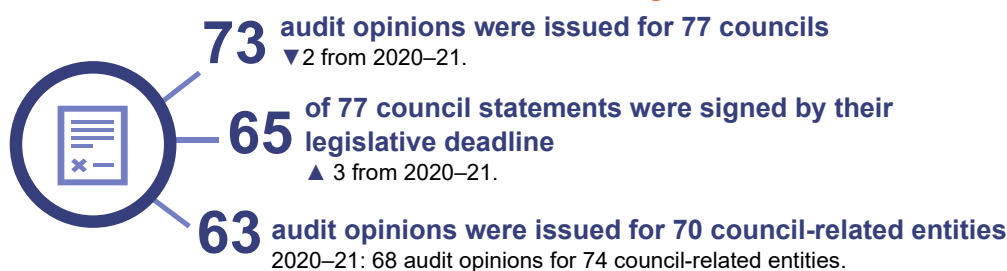


## 2. Results of our audits

This chapter provides an overview of our audit opinions for the local government sector.

### Chapter snapshot

**Only 48 councils prioritised timely financial reporting by planning to have their financial statements certified 2 weeks before the legislative deadline**



#### 4 new recommendations to the department

- Provide necessary guidance and tools to councils to help improve their month-end financial reports.
- Provide a clear definition of 'extraordinary circumstances' for councils seeking ministerial extensions to their legislative time frame for financial reporting.
- Measure the effectiveness of training programs provided to councils.
- Provide training on financial reporting processes and support councils to meet their reporting deadlines in times of need.

#### DEFINITION

We express an **unmodified opinion** when financial statements are prepared in accordance with the relevant legislative requirements and Australian accounting standards.

We issue a **qualified opinion** when financial statements as a whole comply with relevant accounting standards and legislative requirements, with the exceptions noted in the opinion.

We include an **emphasis of matter** to highlight an issue of which the auditor believes the users of the financial statements need to be aware. The inclusion of an emphasis of matter paragraph does not change the audit opinion.



## Audit opinion results

### Audits of financial statements of councils

As at the date of this report, we have issued audit opinions for 73 councils (2020–21: 75 councils). Of these:

- 65 councils (2020–21: 62 councils) met their legislative deadline
- 2 councils (2020–21: 10 councils) met the extended time frame granted by the minister (the minister for local government may grant an extension to the legislative time frame where extraordinary circumstances exist)
- 4 councils (2020–21: 3 councils) that received ministerial extensions did not meet their extended time frame
- 2 councils (2020–21: nil) that had their financial statements certified past their legislative deadline did not seek an extension from the minister.

Over the years, some councils have not prioritised financial reporting and their financial statements have not been certified within their legislative deadline. Figure 2A shows councils that have not met their legislative deadline for at least 3 of the last 5 years.

**Figure 2A**  
Councils who have not met their legislative time frame for at least 3 of the last 5 years

Council	Number of years legislative time frame not met
Palm Island Aboriginal Shire Council	4 years
Richmond Shire Council	4 years
Etheridge Shire Council	3 years
North Burnett Regional Council	3 years

Source: Queensland Audit Office.

### Financial statements of councils and council-related entities are reliable

The financial statements of councils and council-related entities that we issued opinions for were reliable and complied with relevant laws and standards.

We included an emphasis of matter in our audit report for Richmond Shire Council to highlight that a material change was required to the previous financial statements certified 6 March 2023, and they were replaced by the version we certified 24 April 2023.

Consistent with the last 2 years, we included an emphasis of matter in our audit report for Wujal Wujal Aboriginal Shire Council. This was to highlight uncertainty about its ability to repay its debts as and when they arise.

One controlled entity, Local Buy Trading Trust (controlled by the Local Government Association of Queensland Ltd), received a qualified opinion. This was because it was unable to provide us with enough evidence that the revenue it recorded was complete. This entity received a qualified opinion for the previous financial year for the same reason.



Local government 2022 (Report 15: 2022–23)

An emphasis of matter was also included in the audit opinion for 11 controlled entities because:

- 6 had decided to wind up their operations
- 2 were reliant on financial support from their parent entities
- 2 had uncertainty about their ability to repay their debts as and when they arise
- one was not able to support a key account balance recorded in its financial statements.

Not all council-related entities need to have their audit performed by the Auditor-General. [Appendix F](#) provides a full list of these entities.

### Status of unfinished audits from previous years

When we tabled *Local government 2021* (Report 15: 2021–22) in May 2022, 2 councils (Richmond Shire Council and Palm Island Aboriginal Shire Council) and 6 council-related entities had not finalised their 2020–21 financial statements. In addition, one controlled entity had not finalised its financial statements for the 2019–20 financial year.

As at the date of this report:

- Richmond Shire Council and 5 council-related entities had their 2020–21 financial statements certified and all received unmodified opinions.
- The Western Queensland Local Government Association had its 2019–20 and 2020–21 financial statements certified. We included an emphasis of matter in our audit opinions for both financial years to highlight that the entity was winding up its operations.

Palm Island Aboriginal Shire Council is yet to have its financial statements certified for the 2020–21 financial year.

[Appendix H](#) provides a full list of these entities and the results of their audits.

### Fewer councils are achieving early certification of their financial statements

Community and other stakeholders rely on financial statements to understand the financial health of their council. Additionally, financial statements hold elected members accountable for how councils' money is spent each year.

Queensland councils have 4 months (to 31 October) after their financial year end to have their financial statements certified. Yet, each year, several councils do not meet this time frame, and many more have their financial statements certified close to their legislative deadline – meaning the information is not current and relevant when it is released to the public.

Common issues contributing to councils not achieving timely certification of their financial statements are explained further in this chapter.

For many years, we encouraged councils to have their financial statements certified soon after 30 June – and measured and reported their timeliness using a traffic light model. Under that model, councils that had their financial statements certified at least 2 weeks before their legislative deadline were considered to be timely.

Between the 2017–18 and 2018–19 financial years, councils improved the timeliness of their financial reporting. Although fewer councils achieved early certification in 2019–20, we saw this as a one-off decline in timeliness due to the COVID-19 pandemic.

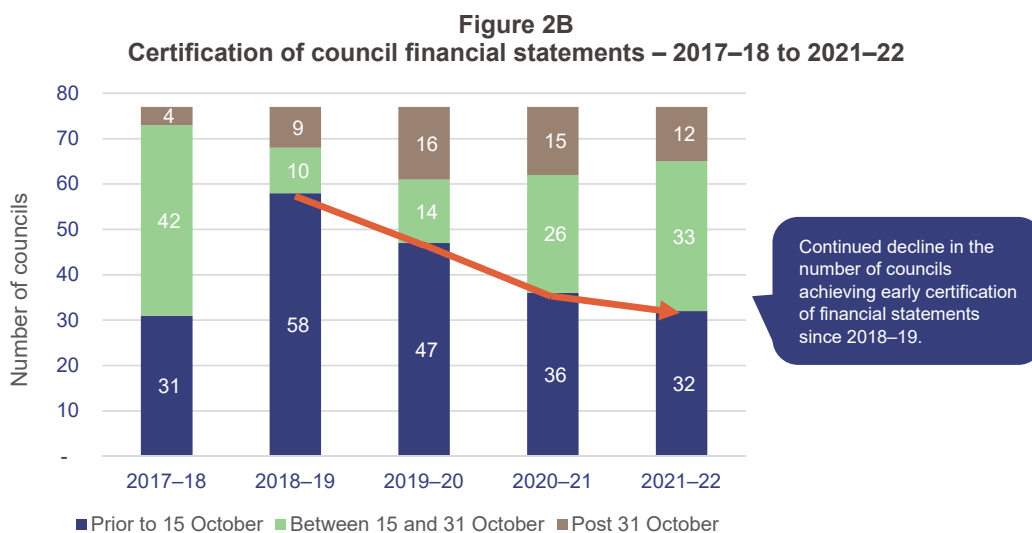
In recognition of the sector's progress to improve the timeliness of financial reporting, we stopped measuring timeliness using the traffic light model in 2020–21. We moved to a financial statement maturity model where we asked councils to self-assess their financial reporting maturity levels. It is available on our website at: [www.qao.qld.gov.au/reports-resources/better-practice](http://www.qao.qld.gov.au/reports-resources/better-practice).





However, the change from the traffic light basis of measurement, together with other challenges that councils have faced in recent years, has resulted in a substantial decline in the timeliness of financial statement certification.

This year, only 32 councils (2020–21: 36 councils), which is 40 per cent of the sector (2020–21: 47 per cent), had their financial statements certified 2 weeks before the legislative deadline. Figure 2B shows the time frames for certification of council financial statements over the last 5 years.



Note: 2021–22 (Post 31 October) includes 4 councils that are yet to have their financial statements certified. 2020–21 (Post 31 October) includes one council yet to have its financial statements certified.

Source: Queensland Audit Office.

Early certification of financial statements is always important, but leading into the next local government elections in March 2024 it is even more critical. Elected members will have one last opportunity to demonstrate their council’s financial health to their community when the certified financial statements for the 2022–23 financial year are made publicly available. Acknowledging the importance of this information, going forward, we will compile our local government report as at the statutory reporting date. This will ensure our analysis of the sector’s performance is available to the community early in the subsequent calendar year.

## Common issues preventing timely certification of financial statements continue to exist year after year

### Ineffective month-end and year-end processes (financial reporting processes)

**Section snapshot**

**55 councils** have at least one **deficiency** in their month-end processes (2020–21: 60 councils).

**84 new deficiencies** arose for month-end processes this year.

**73 deficiencies** for **month-end** processes from **prior years** were still unresolved as at 30 June 2022.

Ineffective financial reporting processes significantly contribute to councils not having their financial statements certified in a timely manner.



Financial reporting begins with month-end processes that provide elected members and council executives with regular information about the financial performance of council. It finishes with year-end processes that produce the annual financial statements, which are certified and provided to the community and other stakeholders. These processes complement each other.

Councils with good month-end processes generally produce higher quality annual financial statements in less time. This is because they resolve any discrepancies and errors each month.

In the 2020–21 financial year, we asked councils to assess their financial statement preparation processes using our financial statement maturity model, which is available on our website at:

[www.gao.qld.gov.au/reports-resources/better-practice](http://www.gao.qld.gov.au/reports-resources/better-practice). As a part of this process, 46 councils self-assessed that their *monthly* financial reports were not prepared using accrual accounting processes – recognising revenue and expenses as they are earned or incurred, regardless of when cash has been received or paid.

To understand if these self-assessments were accurate, we reviewed the 30 June 2022 monthly reporting for roughly a third of the sector. Specifically, we compared the operating results (difference between revenue generated and expenditure incurred in the day-to-day operations) reported by these councils in their internal management reports to the results that were reported in their certified year-end financial statements.

If councils adopt an accrual basis of accounting, they would report minimal differences between the annual operating results in their monthly reports and the result in their financial statements. Instead, we found:

- 14 councils (61 per cent of those we reviewed) reported an operating result in their year-end financial statements that was significantly lower than the operating result reported in their monthly financial reports
- for 6 of these 14 councils, they reported an operating surplus (operating revenue higher than operating expenses) in their monthly financial reports at 30 June 2022. But they reported an operating deficit (operating expenses higher than operating revenue) in their certified year-end financial statements.

This means financial reporting processes at these councils are ineffective. Management and councillors at these councils were not provided complete information each month to make informed decisions. They also did not have reliable financial information to help prepare the next year’s budget.

This year, we provided councils with guidance about accrual accounting and how this should be reported in monthly financial reports. This included items reported in the financial reports such as depreciation (allocating the value of an asset over its life) and grant revenue (timing of recognition).

As part of our 2022–23 financial year audits, we are reviewing whether councils implemented our guidance for accrual accounting. We will report on these outcomes in our *Local government 2023* report.

In addition to adopting accrual accounting for monthly reporting, we continue to recommend councils improve their month-end and year-end processes as detailed in [Appendix D](#).

The department can play a key role in helping councils improve their month-end processes, and in turn, their year-end processes, to achieve early financial reporting. This can come in the form of guidance and templates such as monthly financial reports and checklists for completing month-end processes.

### Recommendation for the department





Provide necessary guidance and tools to councils to help improve their month-end financial reports (REC 2)

The department should provide guidance and tools such as monthly management reporting pack templates and checklists for the completion of month-end financial reports.

These tools should set the minimum standard of information that councillors will need to be provided with to make informed financial decisions. This in turn would help them improve the quality of their month-end financial reports and their month-end processes.



### Asset management (including maintenance of asset data) and asset valuations continue to challenge the sector

<b>Section snapshot</b>	
 <p><b>54 councils</b> have at least one deficiency in their asset management practices (2020–21: 60 councils).</p>	 <p><b>17 councils</b> reported a prior period error for fixed assets in this year's financial statements (2020–21: 9 councils). The <b>total value of these errors</b> resulted in movements totalling <b>\$241 mil.</b> (2020–21: 11 councils, \$410 mil.)</p>
 <p><b>8 councils</b> have either out-of-date or incomplete <b>asset management plans</b> (2020–21: 11 councils).</p>	 <p><b>12 councils</b> identified '<b>found</b>' assets that they had not previously recorded in their financial statements. The <b>total value</b> of these assets was \$180 mil. (2020–21: \$108 mil.)</p>

Queensland councils combined manage approximately \$114 billion of infrastructure assets. The large and diverse asset base means that maintaining good asset data, accounting for assets, and determining asset values often presents challenges. We discuss below the common issues we find at councils.

**Asset management and asset data** – Some councils do not have up-to-date asset management plans or good asset data to help them maintain and optimise the performance of their assets. This is because they have poor systems for managing assets, lack of resources or expertise, or have outdated/incorrect information.

When councils have accurate asset data, it is a good starting point to build a good asset management plan. For this, councils should regularly inspect their assets and make sure information in their financial systems and geographical information systems – which are used to capture, store, and manage detailed components of assets, including their geographical location – agree to each other.

When councils do not have good asset data, the information presented in their financial statements may be incorrect. This year, 12 councils reported values for assets for the first time in their financial statements, although these councils always owned these assets. This is known as 'prior period errors'. This is not the first time councils have reported prior period errors in their financial statements. These errors arise because some councils do not have good processes to account for assets as and when they acquire them.

**Asset valuations processes** – Determining the fair value of council assets is complex and highly subjective. Councils often rely on the expertise of external valuers to help value their assets. The common issues we find with councils' valuation processes are:

- councils not engaging early enough with external valuers, causing valuations to not be undertaken in a timely manner
- lack of or inadequate review of the valuer's work that results in errors being identified during our audits – councils are the owners of these assets and know their assets well. They need to make sure the assumptions and judgements the valuer uses are reasonable and appropriate to their circumstances.

Councils should also consider the timing of their programs to value assets. Some councils complete comprehensive valuations (which need condition assessments, physical inspections, and a review of unit costs) on all types of assets in the same financial year. This is an extensive amount of work. These councils may benefit from a rolling program where a single type of asset is valued each year (for example roads, buildings, and water and sewerage assets could be comprehensively revalued in separate years). This helps spread the work required across multiple years and makes engaging an external valuer easier in times when limited valuers are available.

These issues also impact the completion and certification of financial statements, and often these delays result in councils not meeting their legislative deadline. Councils still need to take further action to address our prior year recommendation to improve their asset management and valuation practices as detailed in [Appendix D](#).

Asset management is also critical to the long-term sustainability of councils, as discussed in [Chapter 4](#).



We are finalising our performance audit on improving asset management in local government. This report will include recommendations for how councils can effectively manage their assets while minimising the total cost of owning them. We encourage councils and the department to review this report when it is tabled (expected in mid-2023) and implement any recommendations relevant to them.

## Other factors that have impacted timely reporting

Ineffective month-end and year-end processes and asset management issues have long been the reasons councils do not achieve timely certification of their financial statements. If councils had these practices imbedded and operating effectively, they would be better equipped to manage external disruptions. However, because they do not, external factors (as summarised in Figure 2C) have also contributed to untimely financial reporting in recent years.

**Figure 2C**  
Factors impacting timely reporting

2019–20	2020–21	2021–22
<ul style="list-style-type: none"> <li>COVID-19 pandemic</li> <li>Local government elections</li> <li>New accounting standards</li> </ul>	<ul style="list-style-type: none"> <li>COVID-19 pandemic</li> <li>Staff turnover and vacancies</li> <li>Significant natural disasters</li> </ul>	<ul style="list-style-type: none"> <li>Staff turnover and vacancies</li> <li>Significant natural disasters</li> </ul>

Source: Compiled by Queensland Audit Office.

In *Local government 2020* we explained the challenges councils faced being impacted by and responding to COVID–19, local government elections, and new accounting standards, and how these delayed the certification of their financial statements. In this section, we explore the other factors that contributed to a decline in the timeliness of financial reporting by councils in subsequent financial years.

### Staff turnover and vacancies

Since 2021, Australia (and the rest of the world) has been impacted by what has been called the ‘great resignation’, where workers left organisations at scale and pace. The local government sector was not immune to this phenomenon.

For councils outside of South East Queensland, attracting and retaining experienced staff has historically been a challenge, and this has become even harder in the last 2 years. Many councils face the choice between filling vacant roles with less experienced and qualified staff or engaging external consultants at a significantly higher cost.

The loss of knowledge when staff leave an organisation, and the disruption from frequent turnover of staff, prevents councils from maturing their financial and business systems, processes, and strategy.

Individual councils are unlikely to overcome these challenges alone. Some councils come together as a group through platforms such as ‘alliances’ or ‘regional organisations of councils’ – groups of councils from similar geographic locations form an association to achieve common goals. These councils can benefit from sharing resources and expertise, as well as through combined purchasing power.

We have seen councils successfully work together during the COVID-19 pandemic to implement directives from government, such as border closures and cleaning public amenities. Councils need to leverage such collaboration and work together to create more depth and resilience in back-office functions such as financial management, human resource management, and information management and security. Their ability to do this is aided by the fact that currently 90 per cent of councils use one of 4 accounting systems.



## Natural disasters

Natural disasters cause significant disruption to councils – diverting attention from their usual operations to focus on disaster response. Accounting for natural disasters (for example the change in the value of a council’s assets because of damage caused by a flood) is also complex and time-consuming. This adds further pressure to councils’ finance teams – especially in small and regional councils that are already experiencing staff shortages.

When a natural disaster strikes, it generally impacts more than one council in a region. We have seen disaster management groups at impacted councils come together and serve their communities in such difficult times to help with recovery processes.

Councils could again use this experience of working together to develop comprehensive documentation of the assumptions and judgements they use to determine the fair value of their assets (which is the amount for which the assets could be sold in a fair transaction).

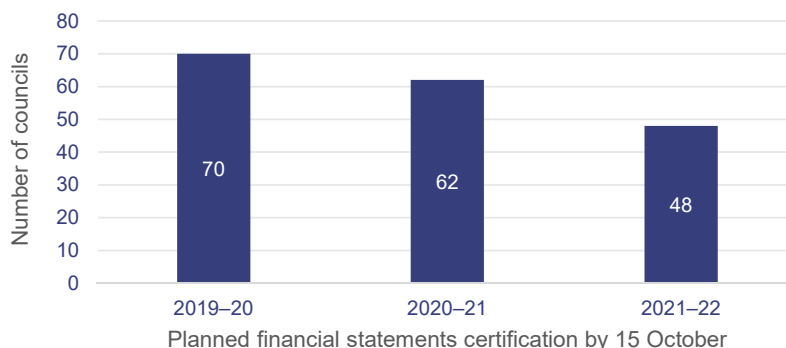
## Planning for the financial reporting process is weak

### Councils are not aiming for early certification of their financial statements

At the start of each years’ audit process, councils provide us dates they plan to have their financial statements certified. Since we moved away from measuring their timeliness using a traffic light system (explained earlier in this chapter), fewer councils are striving for early certification.

Figure 2D shows, for the last 3 years, how many councils planned to have their financial statements certified early – that is, 2 weeks before their legislative deadline of 31 October.

**Figure 2D**  
Planned certification of council financial statements by 2 weeks before the legislative time frame (2019–20 to 2021–22)



Source: Queensland Audit Office.

In the 2019–20 financial year, 91 per cent of the sector planned to have their financial statements certified 2 weeks before the legislative time frame. This declined to 80 per cent in 2020–21 and declined even more in 2021–22 to only 62 per cent of the sector.

If councils do not *plan* to have their financial statements certified early, they are unlikely to improve the timeliness of their financial reporting.

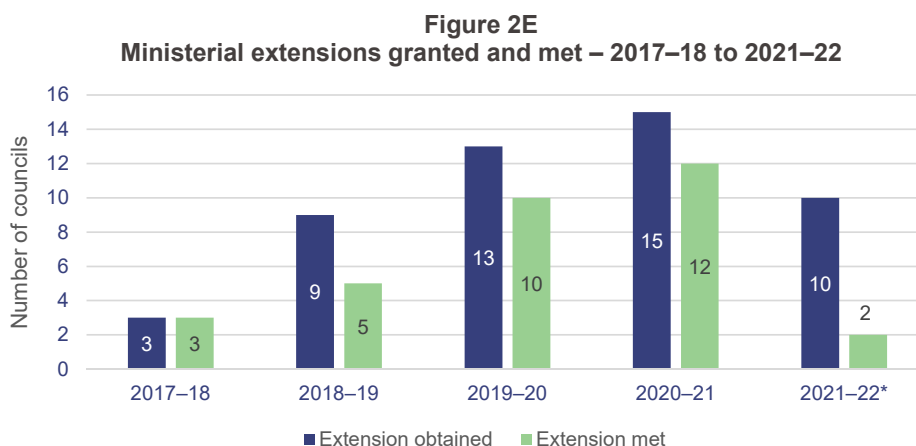


### Ministerial extensions are sought very late

When a council does not expect to have its financial statements certified within the legislated deadline, it can seek an extension of time from the minister for local government.

Under the legislation, the minister may grant an extension when 'extraordinary circumstances' prevent the council from having its financial statements certified within the legislative deadline.

However, when councils, and many times the same councils, keep seeking an extension from the minister year after year, it cannot be deemed 'extraordinary circumstances'. In Figure 2E, we show the number of councils that applied for an extension and the number of councils that met their extended time frames over the last 5 years.



Note: \* For 2021–22, 4 councils that applied for extension are yet to finalise their statements.

Source: Queensland Audit Office.

Of the 10 councils that received an extension of time to have their financial statements certified for the 2021–22 financial year:

- 7 did not apply for an extension until late in October 2022
- 6 applied for more than one extension this year
- 6 also applied for an extension last year.

This confirms that some councils do not have good processes to have their financial statements certified in a timely manner.

In *Results of audits: Local government entities 2011–12* (Report 10: 2012–13), we recommended the department determine and publish criteria for granting ministerial extensions to reporting deadlines in 'extraordinary circumstances'. At the time, the department acknowledged the merit of our recommendation; but it has not yet taken any action to provide clarity on what extraordinary circumstances are.

#### Recommendation for the department

Provide a clear definition of 'extraordinary circumstances' for councils seeking ministerial extensions to their legislative time frame for financial reporting (REC 3)

The department should clearly define what 'extraordinary circumstances' are in the context of extensions to councils' legislated deadlines for certifying financial statements.

This will provide consistent criteria for assessing council applications for extensions.



### Department's role to address skills shortages and improve timely financial reporting

Although staff shortages have contributed to untimely financial reporting, this issue has existed in the sector for several years, especially in regional and remote councils. The fundamental reason councils in regional and remote areas struggle to achieve timely financial reporting is the lack of appropriately qualified and skilled staff.

In 2020 we collected information from more than half the sector to understand the extent of qualified and skilled staff in their engineering and finance teams. At the time we gathered this information, we noted that:

- 16 per cent of these councils did not have appropriately qualified engineers that were responsible for managing their infrastructure assets
- 27 per cent of these councils did not have an accountant with a post-tertiary qualification that was responsible for managing their finances.

We plan to survey the sector for our next local government report to understand if this situation has worsened, given the recent impact of the great resignation explained earlier in this chapter.

Councils who regularly fail to meet the legislative deadline for financial reporting generally do not have the necessary skills to improve their financial reporting. These councils would benefit from greater support by the department to help develop strategies to improve their financial reporting processes.

In *Local government 2020*, we recommended the department provide training to councillors and senior leadership teams for councils that have limitations raising revenue due to remoteness and small populations (that is, councils that are highly reliant on grant funding). Our recommendation aimed to improve councillors' and senior leaders' understanding of governance and accountability to allow them to drive change within their councils.

Some of these councils were already prioritising financial reporting and had established good governance processes, such as an effective audit committee and internal audit function. However, most were not.

This year, 25 per cent of the councils (7 councils) we recommended receive additional training did not meet their legislative deadline. At 30 June 2022, these councils also had 31 unresolved significant deficiencies (breakdowns in internal control that we identified with substantial financial or reputational risk for councils that need to be addressed immediately). This is 27 per cent of the unresolved significant deficiencies for the sector. In addition, 5 of these councils do not have an audit committee or an internal audit function.

This indicates that the training provided by the department may not be achieving the desired outcomes.

<p><b>Recommendation for the department</b></p> <p>Measure the effectiveness of training programs provided to councils (REC 4)</p> <p>The department should measure the effectiveness of the training programs it provides to councils. This would help the department identify remedial actions when desired outcomes are not achieved.</p>
--

The department, as the regulator of the local government sector, also has a responsibility to make sure councils comply with the financial reporting obligations required under the *Local Government Act 2009* and the *Local Government Regulation 2012*.

In addition to continuing to deliver and improve the training for councillors and senior executives, the department should develop targeted training for finance staff. This should be aimed at councils that consistently fail to have their financial statements signed in a timely manner and do not have adequate skills around financial accounting and reporting processes. The department currently provides example financial statements and conducts certain workshops for councils. However, the untimely financial reporting by councils confirms these are not addressing the skills shortage for financial reporting in the sector.



Local government 2022 (Report 15: 2022–23)

One option would be for the department to establish a group of qualified, experienced professionals who could help councils in need from time to time. This approach would be similar to that now used by the Public Sector Commission to help state government departments dealing with significant government restructures. Should the department adopt such a model, it would need to be clear about when councils could use this service.

### **Recommendation for the department**

Provide training on financial reporting processes and support councils to meet their reporting deadlines in times of need (REC 5)

The department should, for councils that do not consistently achieve early financial reporting:

- provide training to finance staff that covers matters such as
  - basic financial statement preparation
  - analysing and interpreting financial statements
  - preparing and delivering on a year-end time table
  - accounting concepts and application of relevant accounting standards.

This should be in addition to the tropical financial reporting workshop provided by the department each year
- make available a panel of financial reporting specialists that councils can call upon in times of need to help with their financial reporting processes. For this to work effectively, the department should establish ground rules that put the onus on councils to plan for their financial reporting early. This support should only be made available to councils on an exception basis.





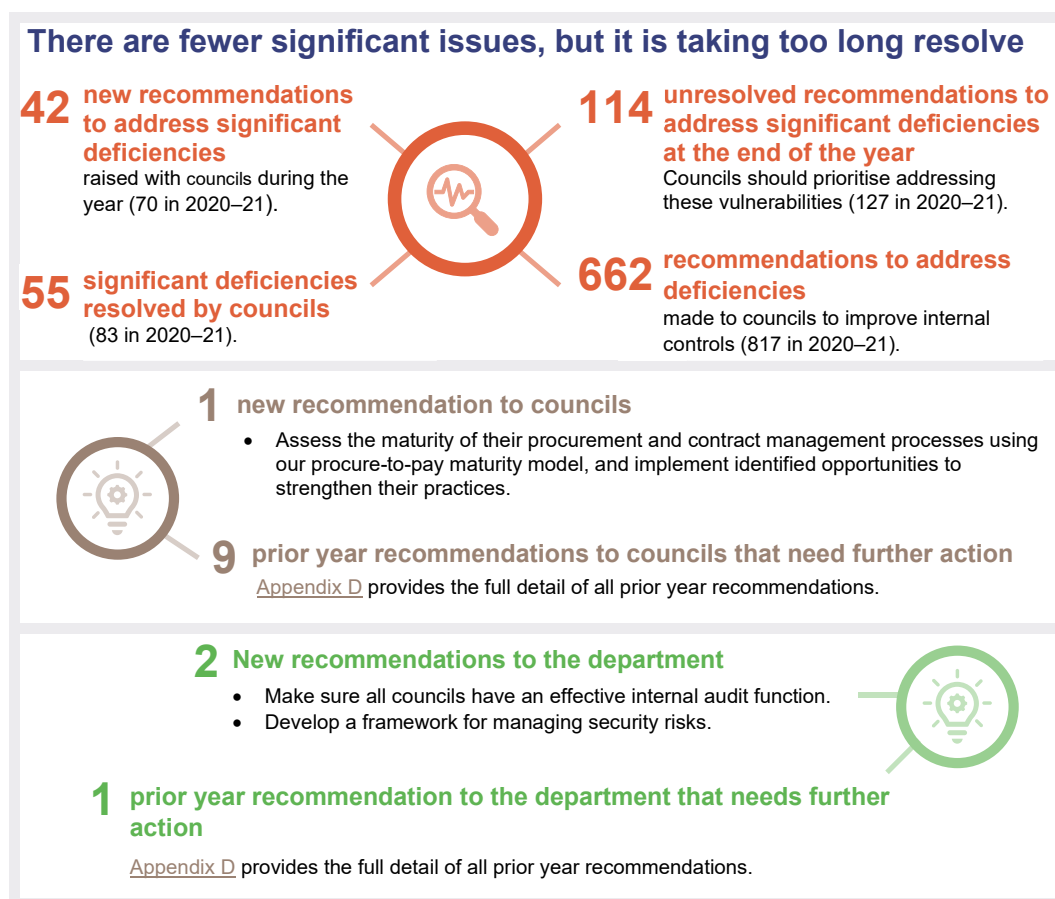
## 3. Internal controls

Internal controls are the people, systems, and processes that ensure an entity can achieve its objectives, prepare reliable financial reports, and comply with applicable laws. Features of an effective internal control framework include:

- strong governance that promotes accountability and supports strategic and operational objectives
- secure information systems that maintain data integrity
- robust policies and procedures, including appropriate financial delegations
- regular monitoring and internal audit reviews.

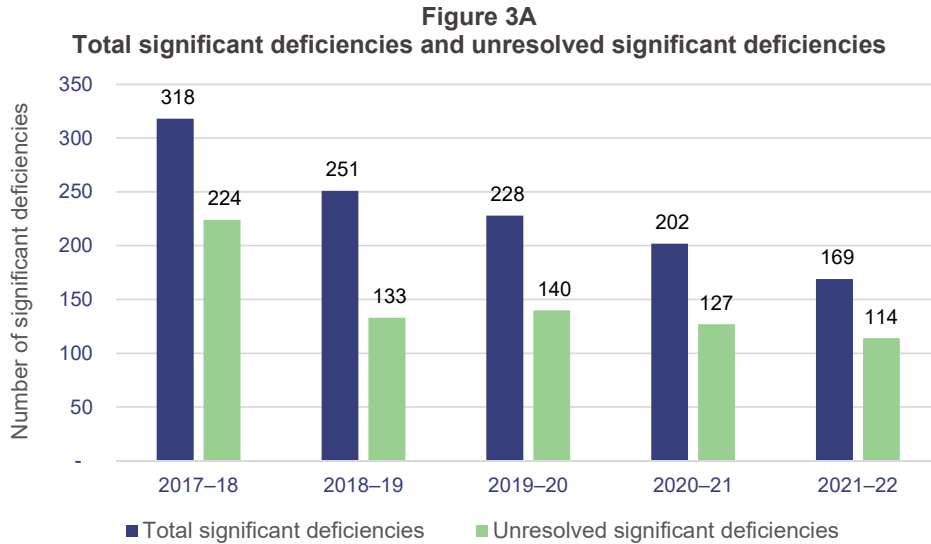
This chapter reports on the effectiveness of councils' internal controls and provides areas of focus for them to improve. When we identify weaknesses in the controls, we categorise them as either 'deficiencies', which need to be addressed over time, or 'significant deficiencies', which are high risk and need to be addressed immediately.

### Chapter snapshot



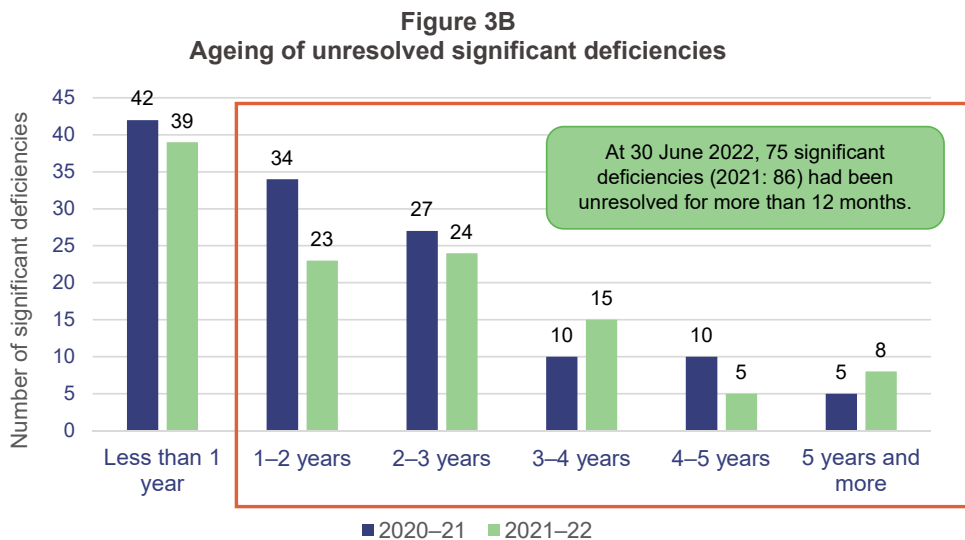
## Internal controls are improving, but more than half the sector still has unresolved significant deficiencies

Councils have continued to reduce the number of unresolved significant deficiencies in their internal controls. But, as at 30 June 2022, 42 councils (2021: 47 councils) have at least one significant deficiency they need to address. Figure 3A shows the total number of significant deficiencies we have identified in the sector over the last 5 years, along with those that remained unresolved at 30 June each year.



Source: Queensland Audit Office.

Although councils have reduced the number of significant deficiencies, many are still unresolved for more than 12 months as shown in Figure 3B.



Source: Queensland Audit Office.





Significant deficiencies are those that may result in substantial financial or reputational loss to councils – which in turn may impact their financial sustainability. When these significant deficiencies are unresolved for a long time, the risk of financial and reputational loss to councils increases.

In [Appendix J](#), for each council, we list the number of significant deficiencies that remain unresolved for more than 12 months. As at 30 June 2022, 35 councils (2021: 35 councils) had one or more significant deficiencies that remained unresolved more than 12 months after we identified them.

Entities that do not resolve significant deficiencies in a timely manner generally do not have good governance and monitoring processes in place. When an entity strengthens its internal controls and implements good governance structures – such as by establishing an effective audit committee and internal audit function – it can also improve its financial performance.

### Audit committees and internal audit functions

Section snapshot	
 <p><b>As at 30 June 2022, 16 councils (2021: 20 councils) did not have an audit committee function.</b></p> <ul style="list-style-type: none"> <li>• <b>15 councils did not</b> have an audit committee at all.</li> <li>• <b>One council</b> had an audit committee that did not meet in the 2021–22 year.</li> </ul>	 <p><b>As at 30 June 2022, 14 councils (2021: 14 councils) did not have an internal audit function.</b></p> <ul style="list-style-type: none"> <li>• <b>7 councils</b> did not have an internal audit function.</li> <li>• <b>7 councils</b> did not undertake any internal audit activity.</li> </ul>
<p><b>These councils</b> combined had <b>55</b> unresolved significant deficiencies (<b>68 per cent</b> of all significant deficiencies) and <b>12</b> of these councils are at high risk of not being financially sustainable.</p>	<p><b>These councils</b> combined had <b>61</b> unresolved significant deficiencies (<b>75 per cent</b> of all significant deficiencies) and <b>9</b> of these councils are at high risk of not being financially sustainable.</p>
<p><b>11 councils do not have</b> either an <b>audit committee</b> or an <b>internal audit function</b>. These councils combined have <b>50 unresolved significant deficiencies</b> at 30 June 2022.</p>	

#### Audit committees

Audit committees play a key role in providing management with an independent and objective source of advice on various matters. This includes financial reporting, internal controls, risk management, and internal and external audit functions.

While management retains ultimate accountability for councils' internal controls, audit committees help improve councils' internal controls by overseeing proactive and timely resolution of outstanding issues.

After several years of recommending to councils that they should establish an audit committee function, in *Local government 2020* we recommended the department should mandate all councils to establish an audit committee. The State Development and Regional Industries Committee (a committee of parliament) in its report – *Report 32: Examination of Auditor-General Reports on the local government sector* – recommended to the parliament that all councils should establish an audit and risk committee.

In the 2023–24 financial year, we plan to undertake an audit on the effectiveness of local government audit committees. This report will follow on from *Effectiveness of audit committees in state government entities* (Report 2: 2020–21) and provide insights into the effectiveness of audit committees at councils.



### Internal audit

An internal audit function is a key building block for good financial reporting and governance practices. It provides an independent view on whether a council's internal control framework is effective and helps promote a strong risk management and compliance culture.

Every council in Queensland is required under the *Local Government Act 2009* to establish an effective internal audit function. An effective internal audit function is one where a council must, in each year, have an internal audit plan (a list of audits that it plans to undertake) and deliver on that plan.

Figure 3C shows councils that did not have an internal audit function established as at 30 June 2022 and those that had established a function but did not undertake any internal audit activity.

**Figure 3C**  
**Councils that did not have an effective internal audit function at 30 June 2022**

Councils with no internal audit function	Councils that had no internal audit activity
Cherbourg Aboriginal Shire Council*	Bulloo Shire Council
North Burnett Regional Council	Carpentaria Shire Council
Palm Island Aboriginal Shire Council	Croydon Shire Council
Paroo Shire Council	Etheridge Shire Council
Richmond Shire Council*	McKinlay Shire Council
Woorabinda Aboriginal Shire Council*	Mornington Shire Council
Wujal Wujal Aboriginal Shire Council*	Northern Peninsula Area Regional Council

Note: \* These councils have not had an internal audit function for 3 or more years as at 30 June 2022.

Source: Queensland Audit Office.

Nearly 60 per cent of the councils in Figure 3C failed to meet the legislative deadline in 2021–22:

- Four of these councils are yet to have their financial statements certified.
- Four of these councils missed the deadline but subsequently had their audit opinions issued. Of these, 2 councils have not met their legislative deadline for 3 or more years in a row.

The department, as the regulator for the local government sector, needs to make sure that councils comply with their legislative requirements to establish an effective internal audit function. The department also has a role to educate councils on the benefits of an internal audit function and make sure appropriate resources – such as guidelines and templates – are available to councils.

#### Recommendation for the department

Make sure all councils have an effective internal audit function (REC 6)

The department should monitor whether all councils have an internal audit function and that appropriate internal audit activities are undertaken each year.

To help councils meet their legislative requirements the department should:

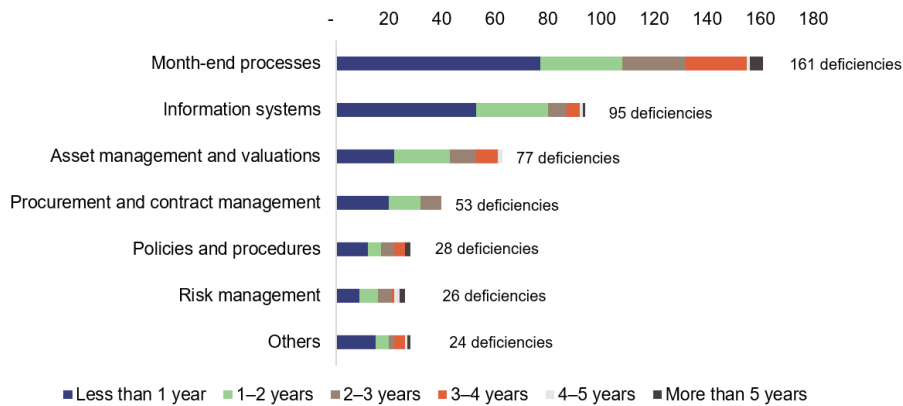
- educate councillors and senior executives on the benefits of an internal audit function and how this adds value to council operations
- make internal audit guidelines available on the department's website and provide example templates (such as a model internal audit charter) to help councils understand and meet their obligations.



## Common internal control weaknesses in the sector

The common internal control weaknesses we discuss in this chapter are those that have persisted for several years. Figure 3D summarises these weaknesses by the number of years they have been unresolved, as at 30 June 2022.

**Figure 3D**  
Common internal control weaknesses unresolved as at 30 June 2022



Source: Queensland Audit Office.

### The number of weaknesses in information system controls continues to rise in the sector

**Section snapshot**

 **48 councils** have at least one deficiency in their **information technology systems** (2020–21: 45 councils).

 **63 new deficiencies** have been identified in 2021–22 in addition to **37 deficiencies** unresolved from previous years.

 **9 councils** have one or more **significant deficiencies** in their information systems that have not been resolved for over a year.

Councils hold large volumes of financial, operational, and personal data about their suppliers, customers, and employees in their information technology systems.

Recent cyber attacks on the information systems of Australian and international entities, including some high-profile Queensland public sector entities, have disrupted their operations and caused loss of sensitive data.

As recently as April 2023, one regional council in central Queensland became a victim of a cyber attack. The council is assessing the impact of this attack and has involved cyber security experts to help it manage the recovery process. This is on the back of other councils in Victoria and New South Wales that were also impacted by cyber attacks within the last 18 months.

The frequency and number of attacks in the last 2 years highlights that it is no longer if, but when a successful attack will occur.



It is critical that councils implement strong security controls to protect their data from cyber attacks, undetected errors, and potential financial loss, including through fraud. Our *Forward work plan 2023–26* includes an audit topic on *Responding to and recovering from cyber attacks* that will provide insights and lessons learned on entities' preparedness.

This year, because of changes to the Australian auditing standards, we undertook in-depth reviews of information system controls across all public sector entities in Queensland. From these, we identified additional deficiencies in councils' information systems.

The changes to Australian auditing standards require auditors to assess the effectiveness of information systems controls that are critical to generate financial information. It is important to note that these changes do not focus on controls that protect systems against cyber attacks and do not provide assurance that council's cyber security measures are strong enough. However, the findings from our audits inform councils of the vulnerabilities in their systems and provide them opportunities to strengthen their internal controls.

The most common internal control deficiencies identified include:

- inappropriate access levels being assigned to council staff. This means staff can process transactions when they are not authorised to do so. This may expose councils to financial loss, unauthorised access to their data, and the risk of loss of data
- lack of good controls to implement and monitor strong passwords. Weak passwords are easier to guess, and they expose information technology systems to potential cyber attacks
- lack of good policies to govern the security of information systems. These policies should define obligations that staff need to comply with when using councils' information technology systems.

Implementing effective controls to mitigate the risk of cyber attacks should be performed on a cost–benefit basis. Accordingly, in *Managing cyber security risks* (Report 3: 2019–20) we recommended all entities in the Queensland public sector firstly assess whether they:

- have a framework for managing cyber security risks
- know what information assets they have
- know to what extent those information assets are exposed to cyber security risks.

Based on the results of these activities, entities should implement cyber security risk mitigation strategies.

Since October 2018, the Queensland Government's Customer and Chief Digital Officer (QGCCDO) has required state departments to implement an information security management system (ISMS) – a systematic approach to identify and manage information security risks – in accordance with the ISO 27001 *Information Security Standard*. Currently, no such standards are mandated for the local government sector.

There is an opportunity for the department to collaborate with the QGCCDO to improve the information technology security practices of the sector, using the principles of an ISMS. This would provide the department information about councils that have weaker information security controls.

### Recommendation to the department

Develop a strategy to uplift capability of the sector on cyber-related matters (REC 7)

We recommend the department, in collaboration with the Queensland Government's Customer and Chief Digital Officer, develops a strategy to increase awareness and improve capability in the sector on cyber-related matters. This will help councils strengthen their information security controls.

[Appendix D](#) provides our full recommendation from previous years, which still requires further action by councils.



## Procurement and contract management practices are not fit-for-purpose

<p><b>Section snapshot</b></p>  <p><b>34 councils</b> have at least one deficiency in their procurement and contract management practices (2020–21: 29 councils).</p>	 <p><b>23 new deficiencies</b> have been identified this year in addition to 24 deficiencies unresolved from previous years.</p>  <p><b>8 councils</b> have one or more <b>significant deficiencies</b> in their procurement and contract management processes that have not been resolved for over a year.</p>
--	---

Councils collectively spend approximately \$8 billion each year to obtain goods and services from varied suppliers. When such large amounts of monies are spent – which are funded by tax payers in the form of grants or other sources such as rates and fees – there is a need for strong controls and processes. This is important so councils can uphold their communities’ confidence that their monies are spent wisely.


Despite this, we identify more weaknesses each year in councils’ procurement and contract management processes and practices.

To gain a comprehensive understanding of the extent of the efficiency and effectiveness of councils’ procurement and contract management processes, we implemented our procure-to-pay maturity model at 5 councils this year.

We selected a range of councils from large councils in South East Queensland to a small remote Indigenous council to assess the maturity of their procurement and contract management processes.

Figure 3E summarises the scope of the maturity model, together with the strengths and improvement opportunities we identified.

**Figure 3E**  
Scope of the maturity model and our observations

<p><b>What did we assess?</b></p>	<div style="display: flex; justify-content: space-between;"> <div style="width: 45%;"> <p>Do councils have the appropriate <b>framework and policies</b>?</p> <p>How effective are councils’ <b>information systems</b>?</p> </div> <div style="width: 10%; text-align: center;">  </div> <div style="width: 45%;"> <p>How effective are councils’ <b>procurement and contract management processes</b>?</p> <p>What sort of <b>reporting</b> is provided to management and councillors?</p> </div> </div>
<p><b>Overall maturity</b></p>	<ul style="list-style-type: none"> <li>The maturity of the sector varied – larger councils demonstrated a higher maturity compared to the smaller councils, which have limited resources.</li> </ul>
<p><b>Strengths</b></p>	<ul style="list-style-type: none"> <li>Most councils had a documented process, including adequate policies and procedures for their procurement and contract management, that comply with the legislation.</li> <li>Larger councils had good information technology systems in place to manage the procurement process and had set financial delegations within their systems to authorise invoices.</li> <li>Probity factors were considered by most councils in their procurement process.</li> </ul>
<p><b>Improvement opportunities</b></p>	<ul style="list-style-type: none"> <li>Councils did not have any reporting mechanisms to their elected members for what they procured, what contracts had been entered, and whether their vendors delivered on their contractual obligations.</li> </ul>

Source: compiled by Queensland Audit Office.



### Recommendation for all councils

Assess the maturity of their procurement and contract management processes using our procure-to-pay maturity model, and implement identified opportunities to strengthen their practices (REC 1)

We recommend all councils assess the maturity of their procurement and contract management processes using our procure-to-pay maturity model.

Councils should identify their desired level of maturity and compare this to the maturity level that best represents their current practices. This assessment will help them identify and implement practical improvement opportunities for their procurement and contract management processes.




We also identified as a part of our audits common internal control weaknesses in councils' procurement and contract management processes and practices – that we have reported for several years. These are:

- **value for money** – Councils have not maintained good documentation on the appropriate number of tenders/quotes obtained for the purchase of goods and services. This means they were not able to demonstrate they were getting the best price for the goods and services they procured
- **risk of procuring incorrect goods or goods at incorrect prices** – Councils have procured goods and services before entering an agreement with suppliers. This means they exposed themselves to risks of disagreement with suppliers over the terms of purchases (such as quantity and price of goods procured)
- **poor contract management practices** – We find councils either do not maintain contract registers or their registers lack key information such as start and end dates and values of contracts. When contract registers are well maintained, they help councils better plan their financial commitments, track their obligations, and reduce the risk of paying more than they agreed with suppliers.

In *Contract management for new infrastructure* (Report 16: 2021–22), we made recommendations for how entities can improve their frameworks for managing contracts. Councils may benefit from implementing the recommendations made in this report to improve their contract management processes.

[Appendix D](#) provides our full recommendations from previous years, which still require further action by councils.

### Stronger risk management is needed in uncertain times

Section snapshot	
 <p><b>25 councils</b> have at least one deficiency in their risk management practices (2020–21: 22 councils).</p>	 <p><b>10 councils</b> have one or more <b>significant deficiencies</b> in their risk management practices that have not been resolved for over a year.</p>
 <p><b>10 new deficiencies</b> have been identified this year in addition to 27 deficiencies unresolved from previous years.</p>	 <p><b>14 councils</b> that were impacted by 2021–22 natural disasters did not have well-documented or up-to-date business continuity and disaster recovery plans.</p>

Queensland councils faced considerable risks in recent years, including the challenges of the COVID-19 pandemic, natural disasters, rising cyber crime and fraud, and an uncertain economic outlook.

These risks have reinforced the need for good risk management practices to make sure councils deliver desired outcomes to their communities.

Common areas councils can improve their risk management practices include having:

- a well-documented and up-to-date business continuity and disaster recovery plan that is tested periodically. This will help councils continue to deliver services and infrastructure to the community and minimise the impacts of any disruptions in the event of a disaster
- an up-to-date and complete risk management framework and risk register. This will help councils identify and address the risks facing their business, and in doing so, increase the likelihood of successfully achieving their objectives.





[Appendix D](#) provides our full recommendations from previous years, which still require further action by councils.

### Councils need to establish good policies and procedures

Over the last few years, we have noticed an increase in the number of councils that do not have good policies and procedures. Policies and procedures provide guidance, ensure consistency, assign accountability, and establish clarity to council staff and elected members on how the council operates.

At 30 June 2022, 13 councils either did not have policies and procedures in place for some of their day-to-day operations, or these policies and procedures were outdated. These councils may have increased financial and reputational risks, because council staff and elected members may not manage the operations in line with the council's expectations.

Good policies and procedures are critical for those that are new to the organisation – whether it be council staff or an elected member.

Over the years, councils in Queensland have experienced significant change in their elected members as a part of local government elections (which occur every 4 years). Following these elections, we also see changes in the staff who hold key positions across councils.

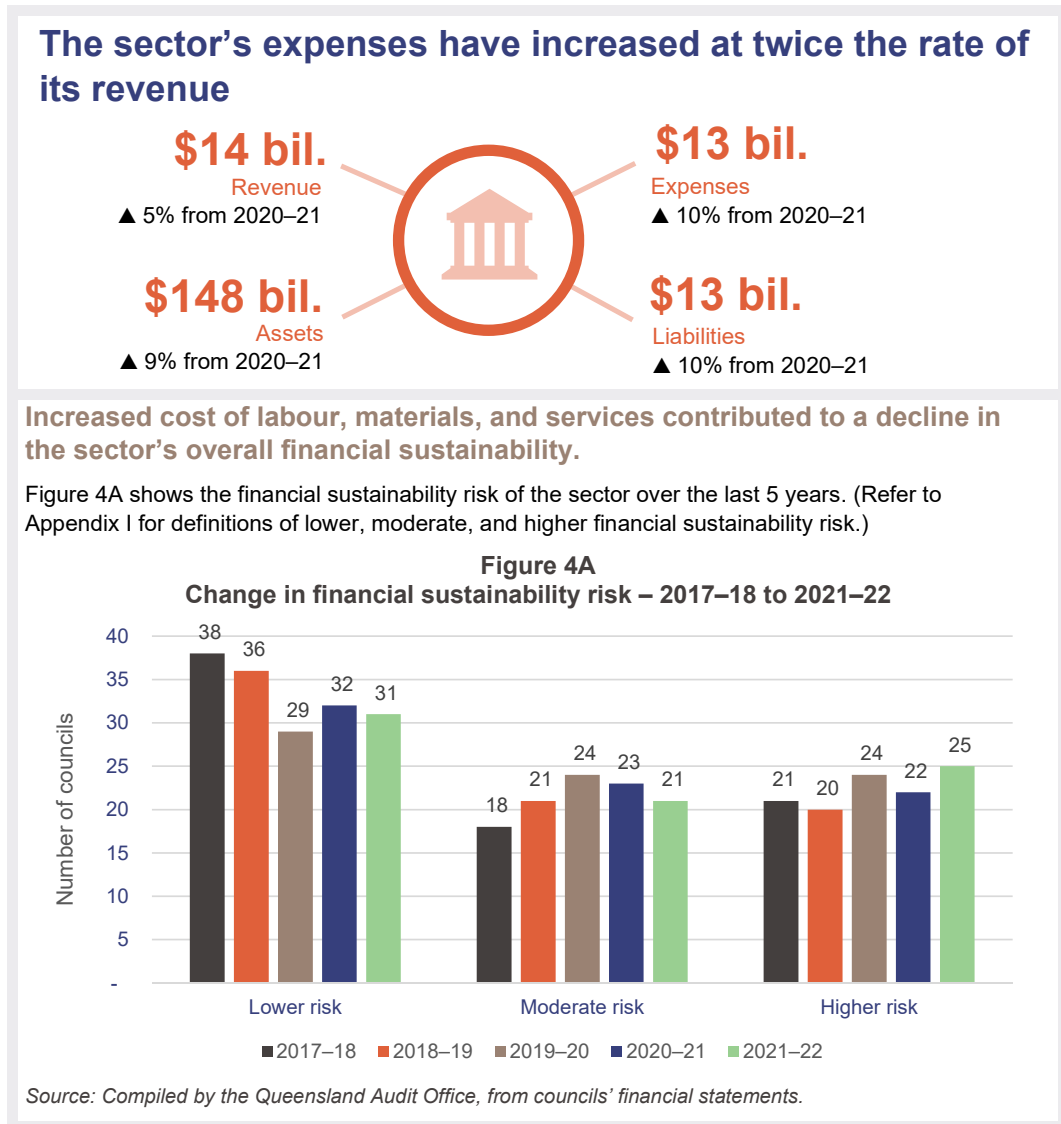
With the next local government elections being held in March 2024, councils should make sure they establish good policies and procedures to help smoothly transition any newly elected members and new executive staff.




## 4. Financial performance

In this chapter, we analyse the financial performance of councils, with emphasis on their financial sustainability that is measured under the Financial Management (Sustainability) Guideline 2013, issued by the department.

### Chapter snapshot






### 3 prior year recommendations to councils that need further action

[Appendix D](#) provides the full detail of all prior year recommendations.

### 1 new recommendation to the department

Publish a framework to assess the sustainability risk of councils by 1 July 2023.



### 2 prior year recommendations to the department need further action

The department has implemented one prior year recommendation. [Appendix D](#) provides the full detail of all prior year recommendations.

## Financial sustainability measures are changing for the sector, but a framework to measure the associated risk is needed

In *Local government 2020* and *Local government 2021*, we explained the challenges councils face to demonstrate their ability to achieve financial sustainability, particularly those in remote areas. These include:

- lower population and fewer employment opportunities, resulting in lower revenue-generating ability
- higher costs of maintaining a large asset base spread over a large geographic area
- the current financial sustainability guideline, which expects all councils to achieve the same financial benchmarks (refer to [Appendix I](#) for details of the financial measures and benchmarks).

The department recognised these challenges and has developed a new financial sustainability guideline. Under this new guideline, councils are grouped into similar categories (known as tiers) to better reflect the varied drivers and challenges across the sector.

The new guideline introduces additional ratios and benchmarks (that vary across the tiers) that councils will report against in their financial statements from 2023–24 onwards.

The department is currently developing a framework (risk framework) to measure sustainability risk under the new guideline. Given the new guideline will be implemented from 1 July 2023 (for the 2023–24 financial year), it is important that the risk framework is also made available to the sector from this date.

### Recommendation for the department


Publish a framework to assess the sustainability risk of councils by 1 July 2023 (REC 8)

The department should publish a framework to assess the financial sustainability risk of councils. This framework should be made available to the sector from 1 July 2023 to align with the effective date of the department's new financial sustainability guideline.



### Role of grant funding in local government

#### Snapshot of grants received by councils (based on a 5-year average)



Queensland councils receive grants from the Australian and Queensland governments for their day-to-day operations (operating grants) and to construct and maintain their assets (capital grants). Without these grants, some councils in Queensland would not be able to provide services to their communities and maintain their assets.

#### Financial assistance grants

One operating grant received by every council in Australia is the 'Financial Assistance Grant' (FA grant) from the Australian Government. The FA grants play an important role in supplementing the operating revenues of councils – so much so that they represent approximately 51 per cent of operating grants for the sector in Queensland.

The FA grants are made up of 2 components – a general purpose grant and an identified road grant. Both components are untied, meaning they can be used for any purpose. These grants are provided by the Australian Government and are distributed through the department with the assistance of the Queensland Local Government Grants Commission (the Commission) – an independent body appointed by the governor in council (which is the Governor acting on advice of the Executive Council to approve the decisions of Cabinet. All Cabinet ministers are members of the Executive Council, with at least 2 ministers and the Governor needed for a meeting).

The Commission allocates these grants based on the requirements of a Commonwealth Act (the *Local Government (Financial Assistance) Act 1995*) and the national principles established by the Australian Government. The FA grants are distributed using the following principles:

- The identified road grant is allocated based on the expected cost for councils to maintain roads in their local government area.
- The general purpose grant is allocated
  - 30 per cent based on the population of the council. This component is entirely at the discretion of the Australian Government and all councils in Australia receive this component of the general purpose grant
  - 70 per cent based on the council's relative need (amount of grants required by a council to provide effective and efficient services to its community). This portion also considers a council's ability to generate revenue and the expenditure it incurs on services. This component is determined by the Commission and is not distributed to councils that have a population of 80,000 or more.

In 2020–21, the Commission changed its grant allocation methodology, recognising that remote councils with small populations have limited means to raise sufficient revenue to meet the cost of providing services to their community.



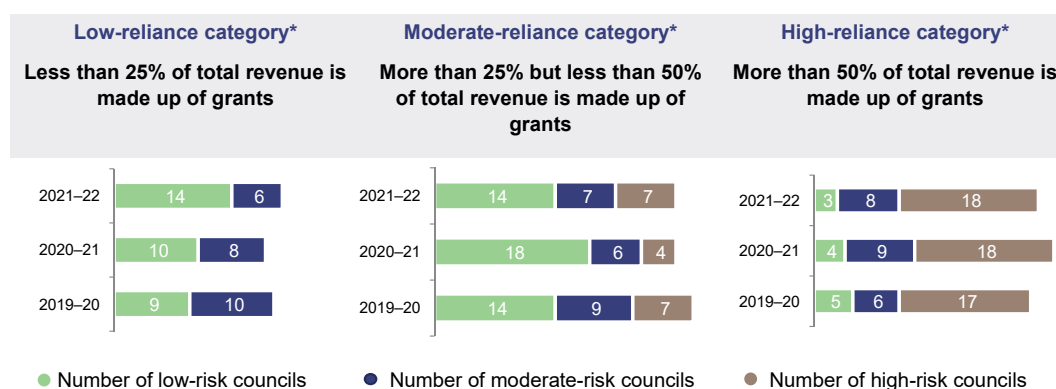
As a part of this change in methodology, the Commission also decreased the threshold for the relative need grant from 80,000 to 50,000 residents, to align with other jurisdictions in Australia. This means that 5 fewer Queensland councils will receive the 70 per cent component of the FA grant in 2022–23.

These changes will result in 54 councils receiving more funding in 2022–23 than in previous years.

## Impact of grants on the sustainability of councils

Given the importance grant funding plays in the sector, we analysed the financial sustainability of councils based on their reliance on grants (including both operating and capital grants), as shown in Figure 4B.

**Figure 4B**  
Councils' financial sustainability risk categorised by reliance on grant revenue – 2019–20 to 2021–22



Note: \* Grant reliance is calculated using 5-year average of grant funding as a percentage of total revenue.

Source: Compiled by the Queensland Audit Office, from councils' financial statements.

In the 2019–20 and 2020–21 financial years, the local government sector received higher than usual grant funding to help it recover from the financial impacts experienced during the COVID–19 pandemic response.

In 2021–22, grant funding to councils declined, as economies started to recover from the financial impacts of the pandemic response. With the decline in grant funding, the reliance on grants has also reduced. Accordingly, more councils this year (14 councils) have a lower financial sustainability risk in the low reliance category than last year (10 councils).

Generally, as a council's reliance on grants increases, its risk of not being financially sustainable also increases. However, at 30 June 2022, 3 councils that had a high reliance on grants had a low risk of being financially unsustainable.

These 3 councils are in one of the most remote locations in Queensland and have significant limitations on generating their own revenue. Yet, with strong governance structures and internal controls, and sound budget monitoring processes, they have managed their spending and consistently generated operating surpluses.

## Early receipt of grant funding has masked the operating deficits some councils would have otherwise incurred

This year, 35 councils generated operating surpluses. This is consistent with last year (2020–21: 35 councils) and the results before the pandemic. However, this year, the sector as a whole received a large portion of its FA grants in advance.



## 11.1 - Councillor Information Correspondence --Appendix 6

Local government 2022 (Report 15: 2022–23)

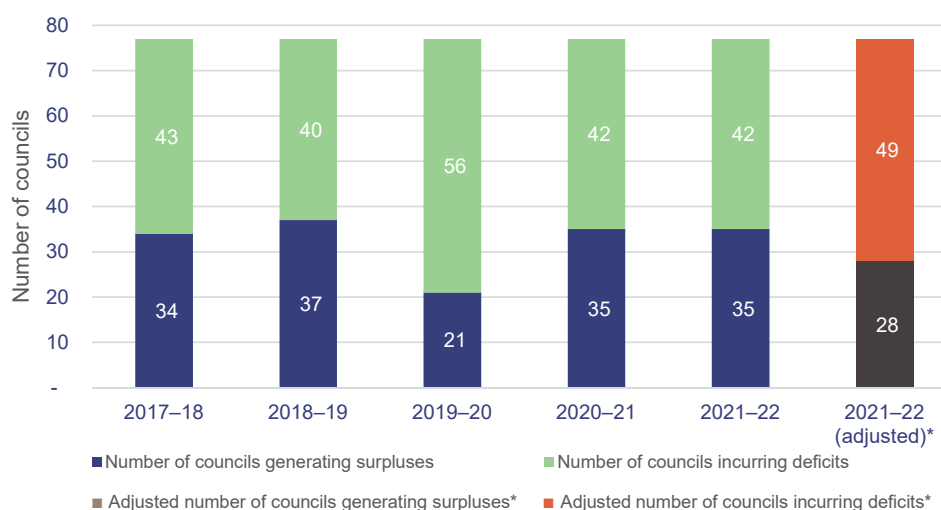
Usually, in June each year, councils receive approximately half of the next year's FA grant in advance. This year, the Australian Government decided to pay approximately 75 per cent of the 2022–23 financial year FA grant in advance. This advance payment was based on the new 'relative need' funding model discussed earlier in the report.

Because these grants are untied and councils do not have any specific obligations to meet, under accounting principles, councils reported these amounts as revenue in 2021–22. This meant that some councils that would have reported an operating deficit this year, instead reported an operating surplus.

Receiving a large portion of the FA grant in advance may seem advantageous for some councils. However, these funds need to be set aside to fund operations throughout 2022–23.

In Figure 4C, we show the number of councils that generated operating surpluses for 2017–18 to 2021–22. We also show what the sector's operating performance would have been for 2021–22 if councils had not received this advance funding.

**Figure 4C**  
**Number of councils generating operating surpluses and incurring deficits – 2017–18 to 2021–22**



Note: \* '2021–22 (adjusted)' indicates operational results if councils received the same proportion of FA grants as in the previous year.

Where councils have not certified their financial statements, the results used are those from the last certified financial statements.

Source: Compiled by the Queensland Audit Office, from councils' financial statements.

Any entity may occasionally incur an operating deficit. But when operating deficits are a regular occurrence, it is a sign the entity has weak budgeting and monitoring processes, and in some instances a habit of overspending or undercharging their community for services provided. This year, 42 councils incurred operating deficits. Of these, 27 have incurred operating deficits each year for the last 5 years.

Australia (as with the rest of the world) is facing significant increases in costs to employ staff and procure goods and services. In 2021–22, councils in Queensland experienced an increase in employee costs and material and services costs of 5 per cent and 10 per cent respectively.

Increased costs and rising interest rates can significantly impact fiscal policy (government's use of taxation and spending to influence the economy). This may mean tighter budgets and possible reductions to funding for councils in future years. But councils still need to provide essential services (roads, water, waste, and sewerage) to their communities, regardless of the level of grant funding they receive.



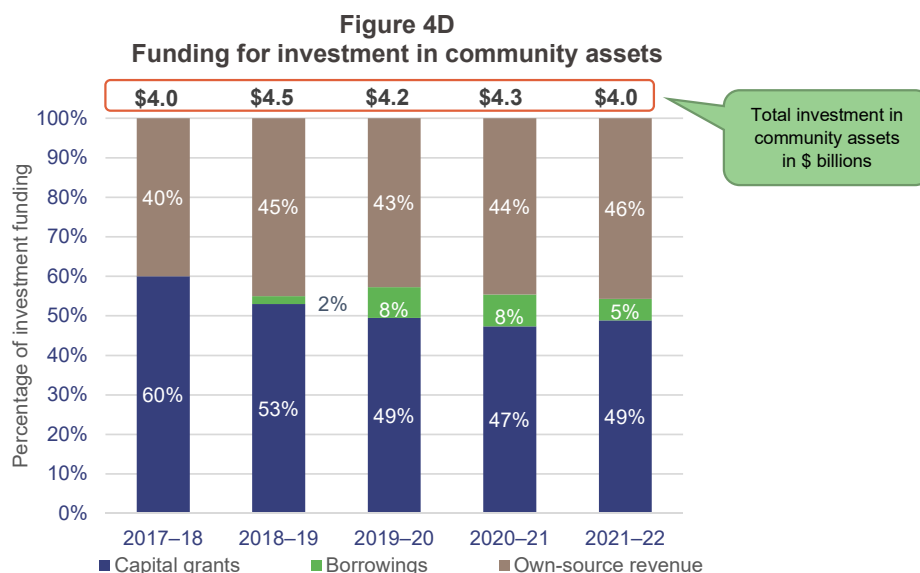
This is an ideal time for councils to revisit their costs and assess whether, at a minimum, the costs of providing these services are recovered through the fees they charge to their community. This includes reconsidering the need for some non-essential services they provide. Some of these non-essential services cost councils more than the fees they can charge, and in some instances, they do not generate any revenue from these non-essential services.

In *Managing the sustainability of local government services* (Report 2: 2019–20), we undertook an in-depth review of processes at 5 councils for planning and delivery of services to support long-term sustainability. As a part of this report, we also published a service prioritisation tool to help councils prioritise how money is distributed for spending on their non-essential services. The tool is available on our website at: [www.qao.qld.gov.au/reports-resources/better-practice](http://www.qao.qld.gov.au/reports-resources/better-practice).

Based on the findings at the 5 councils, we made recommendations to all councils. We strongly encourage all councils to review the progress they have made implementing these recommendations.

## Investment in assets is not enough to meet community needs

The total investment in community assets in 2021–22 was \$4.0 billion (2020–21: \$4.3 billion). As in prior years, funding for this investment came from capital grants, borrowings, and own-source revenue (revenue earned by councils from their day-to-day business), as shown in Figure 4D.



Source: Compiled by the Queensland Audit Office, from councils' financial statements.

Councils' reliance on borrowings to build and maintain community assets has remained low. The total debt of the sector at 30 June 2022 was \$6.4 billion (2021: \$6.2 billion). This is only 4.3 per cent of the value of community assets (2021: 5 per cent).

While it is encouraging to see councils continuing to invest in their assets, this level of investment is not enough to meet the needs of their communities. This is because it is not keeping up with what it would cost to replace the assets.

In *Local government 2021*, we highlighted the importance of the asset consumption ratio. This ratio measures the current value of a council's assets relative to what it would cost to build new assets with the same benefit to the community. In our 2021 report, we recommended councils review their asset consumption ratio and act to make sure their assets continue to meet the needs of their community.



## 11.1 - Councillor Information Correspondence --Appendix 6

---

Local government 2022 (Report 15: 2022–23)

The department has introduced this ratio in its new sustainability guideline (effective from 1 July 2023) and set a benchmark of greater than 60 per cent for all councils.

We calculated the asset consumption ratio for all councils as at 30 June 2022 and identified that:

- 7 councils (2021: 6 councils) risk the possibility of their assets not being maintained to a standard to meet community expectations (these councils do not meet the benchmark for the ratio of 60 per cent)
- 9 councils (2021: 10 councils) risk their assets not being maintained to a standard that meets community expectations in the next few years (these councils have an asset consumption ratio that is between 61 per cent and 65 per cent).

When compared to the prior year, we found that only 7 councils improved their asset consumption ratio this year, while 44 councils show a declining ratio.

We continue to recommend councils review their asset consumption ratio and take the necessary steps to improve it. This is so their assets are maintained at a level that meets the future needs of their community.

[Appendix D](#) provides our full prior year recommendation, which still requires further action by councils to address these issues.





# Appendices

---

A.	Full responses from entities	35
B.	Local governments by segment	41
C.	Legislative context	42
D.	Status of recommendations from prior reports	44
E.	Audit opinions for entities preparing financial reports	53
F.	Entities exempt from audit by the Auditor-General	59
G.	Local government entities for which we will not issue opinions	60
H.	Audit opinions issued for prior financial years	62
I.	Financial sustainability measures	63
J.	Our assessment of councils' financial governance	72



Local government 2022 (Report 15: 2022–23)

# A. Full responses from entities

---

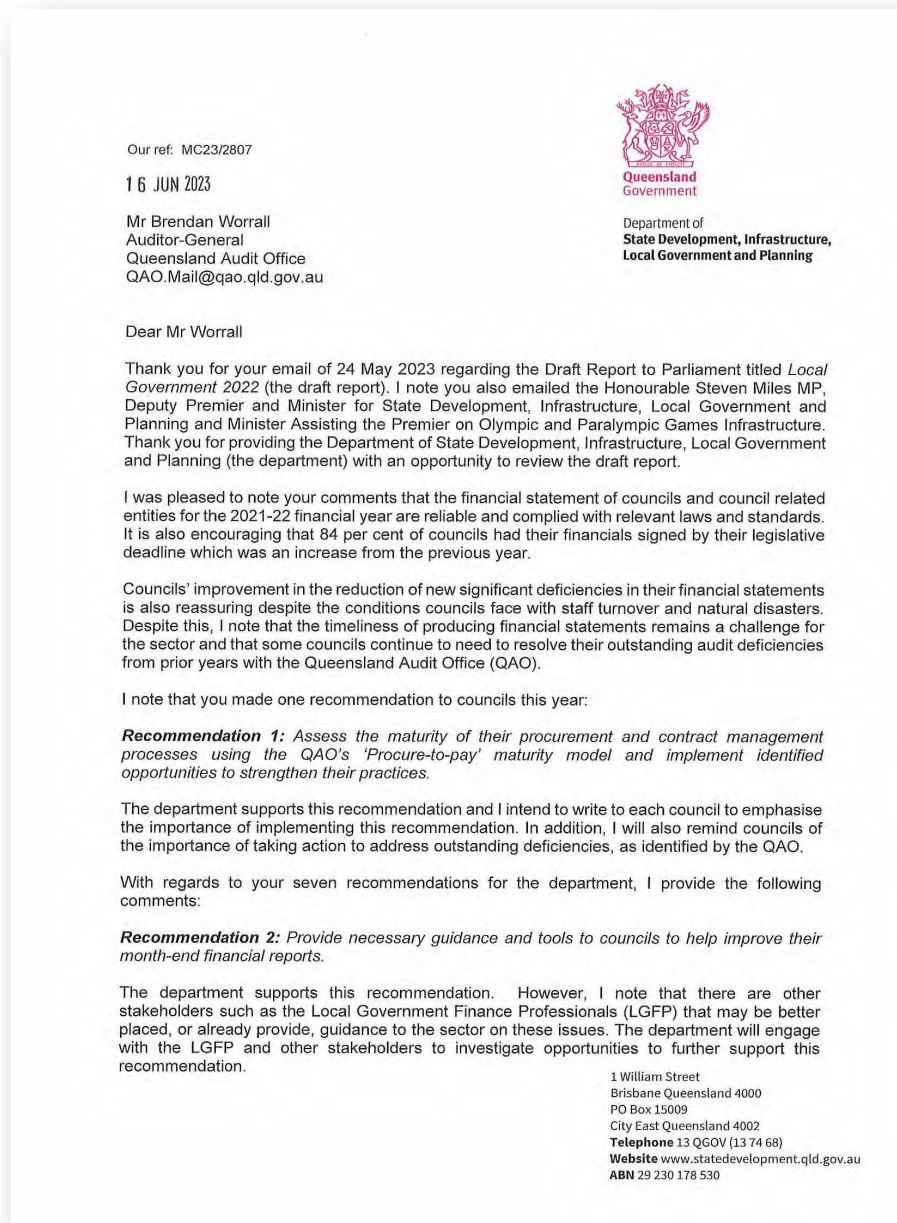
As mandated in s.64 of the *Auditor-General Act 2009*, the Queensland Audit Office gave a copy of this report with a request for comments to the Director-General, Department of State Development, Infrastructure, Local Government and Planning. We also provided a copy to all 77 councils and gave them the option of providing a response.

This appendix contains the detailed responses we received.

The heads of these entities are responsible for the accuracy, fairness, and balance of their comments.



### Comments received from Director-General, Department of State Development, Infrastructure, Local Government and Planning



## 11.1 - Councillor Information Correspondence --Appendix 6

Local government 2022 (Report 15: 2022–23)

**Recommendation 3:** Provide a clear definition of 'extraordinary circumstances' for councils seeking ministerial extensions to their legislative time frame for financial reporting.

The department supports this recommendation and will investigate criteria that relates to what 'extraordinary circumstances' are in the context of extensions to councils' legislated deadlines for certifying financial statements, however the Minister will always retain discretion to ascertain what 'extraordinary circumstances' are and approve these requests.

Additionally, the department will write to the two councils that did not request an extension of time and remind them of this requirement under the *Local Government Act 2009*.

**Recommendation 4:** Measure the effectiveness of training programs provided to councils.

The department supports this recommendation in principle, noting that it is difficult to assess the effectiveness of individual training programs. As the local government sustainability framework is implemented, the effectiveness of the department's responses (including training) will be monitored and adjusted whilst continuing to evaluate individual training programs.

**Recommendation 5:** Provide training on financial reporting processes and support councils to meet their reporting deadlines in times of need.

The department supports this recommendation in principle noting that the LGFP provide regular webinars, with this included as a sector specific topic. This training, as well as assistance to engage financial reporting specialists, will be considered as part of a targeted responses implemented under the sustainability framework.

**Recommendation 6:** Make sure all councils have an effective internal audit function.

The department supports this recommendation and will write to each of the 14 councils identified in the report as not having an internal audit function to remind them of the requirements under the *Local Government Act 2009*.

**Recommendation 7:** Develop a strategy to uplift capability of the sector on cyber-related.

The department supports this recommendation and will work closely with the Queensland Government's Customer and Chief Digital Officer as the subject matter expert to deliver greater council awareness.

**Recommendation 8:** Publish a framework to assess the sustainability risk of councils by 1 July 2023.

The department supports this recommendation and is finalising the development of a proposed risk framework, which is proposed to be published in July 2023.

If you require any further information, please contact me or

who will be pleased to assist.

Yours sincerely





Mike Kaiser  
Director-General

Page 2 of 2



### Comments received from Mayor, Moreton Bay Regional Council



Office of the Mayor  
Cr Peter Flannery

T (07) 3480 6250  
E [mayor@moretonbay.qld.gov.au](mailto:mayor@moretonbay.qld.gov.au)

13 June 2023

Mr Brendan Worrall  
Auditor-General  
Queensland Audit Office  
PO Box 15396  
CITY EAST QLD 4002

Via e-mail: [gao@gao.qld.gov.au](mailto:gao@gao.qld.gov.au)

Dear Auditor-General

**DRAFT REPORT TO QUEENSLAND PARLIAMENT - LOCAL GOVERNMENT 2022**

Thank you for providing your draft report and for the opportunity to respond.

A major driver for the Queensland Government to establish regional councils through amalgamation was in response to a growing concern about the financial sustainability of local government.

Over a decade after amalgamation the financial sustainability of the local government sector is still a concern.


While I am pleased that Moreton Bay Regional Council (Council) continues to be in a sound financial position, it is becoming increasingly difficult to respond to the needs of our communities and keep rates affordable. As noted in the draft report, increases in the cost of labour, materials and services have challenged all councils, including Moreton Bay.

To help address some of the challenges, I would like to see consideration be given to the following:

- Increasing grant funding opportunities which take into account:
  - The need to recognise the impacts of high growth in the Moreton Bay region and the infrastructure needs that this generates;
  - A recent report commissioned by Council which found that on a per capita basis Moreton Bay is consistently amongst the lowest funded LGAs compared to similar regions within SEQ;
  - The need to provide cashflow certainty for grants as opposed to a year-on-year process, specifically through allocative programs like Works for Queensland (State) or the Local Roads and Community Infrastructure (Federal) Programs;

---

**Customer Service Contacts**  
PO Box 159 Caboolture QLD 4510 | T (07) 3205 0555  
E [mbrc@moretonbay.qld.gov.au](mailto:mbrc@moretonbay.qld.gov.au) | W [www.moretonbay.qld.gov.au](http://www.moretonbay.qld.gov.au)



## 11.1 - Councillor Information Correspondence --Appendix 6

Local government 2022 (Report 15: 2022–23)

- 2 -

- The decrease in its allocation of Financial Assistance Grants which Council had at a crucial time during the COVID response (one of 20 councils that received a reduced allocation as a result of the 2021 methodology review);
- Three decades of decline in the value of Financial Assistance Grants as a proportion of total Commonwealth taxation revenue (from 1% to 0.5%); and
- The delivery times for infrastructure grants which are becoming increasingly difficult to meet in the current market – often have cost increases that must be met by Council.
- The impact of the decreasing waste levy – was supposed to be cost neutral to residents but with rising construction, contract and labour costs, this is highly unlikely.

While I acknowledge the work being done to amend the financial sustainability framework, changing the approach to measuring financial sustainability does not effectively address the root cause of the risks around financial sustainability. Until councils are provided with a sustainable funding stream that keeps pace with total taxation revenue (80% collected by the Federal Government and 17% collected by the State Government), there will continue to be issues with the financial sustainability of the sector.

Yours sincerely



**PETER FLANNERY**  
Mayor

Our ref: 67158243

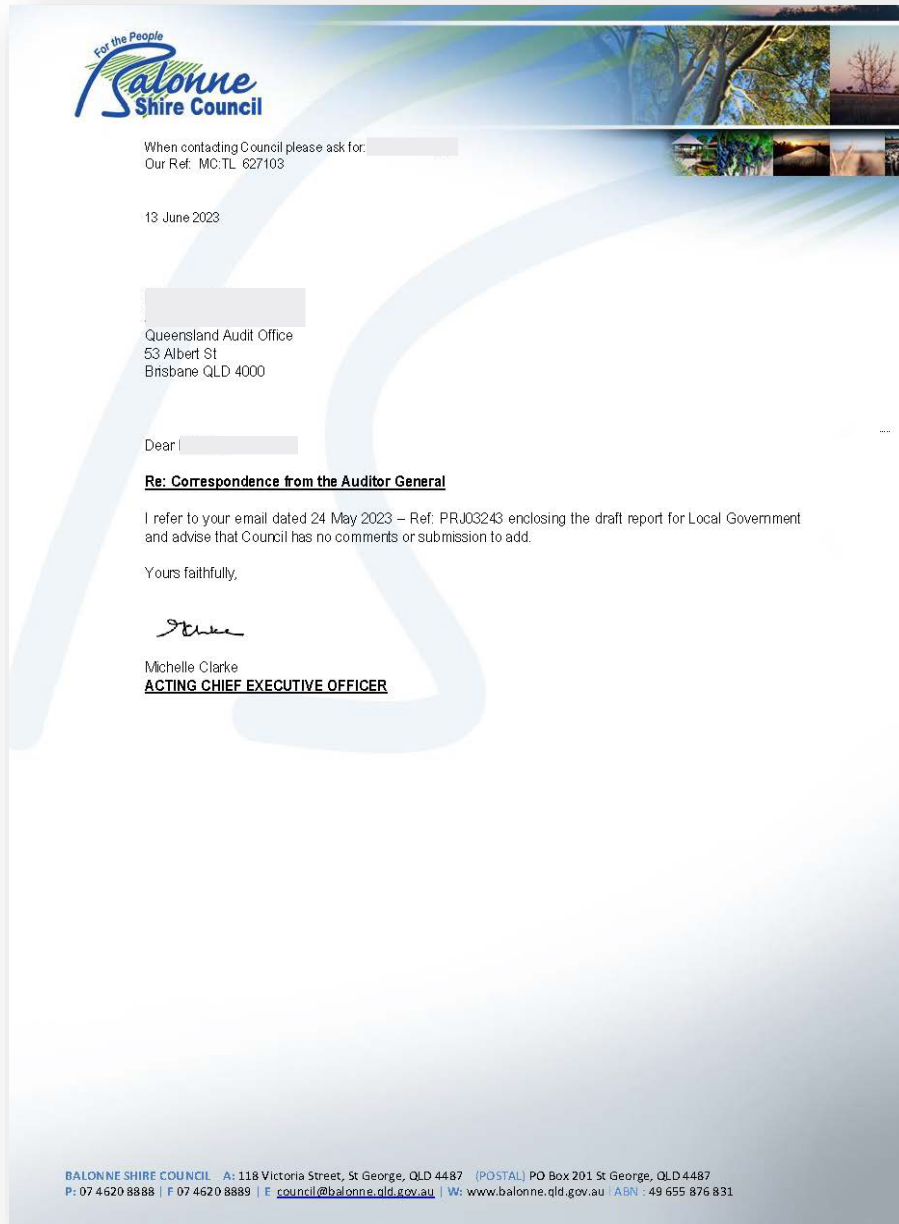
cc: Scott Waters, Chief Executive Officer

---

**Customer Service Contacts**  
PO Box 159 Caboolture QLD 4510 | T (07) 3205 0555  
E [mbrc@moretonbay.qld.gov.au](mailto:mbrc@moretonbay.qld.gov.au) | W [www.moretonbay.qld.gov.au](http://www.moretonbay.qld.gov.au)



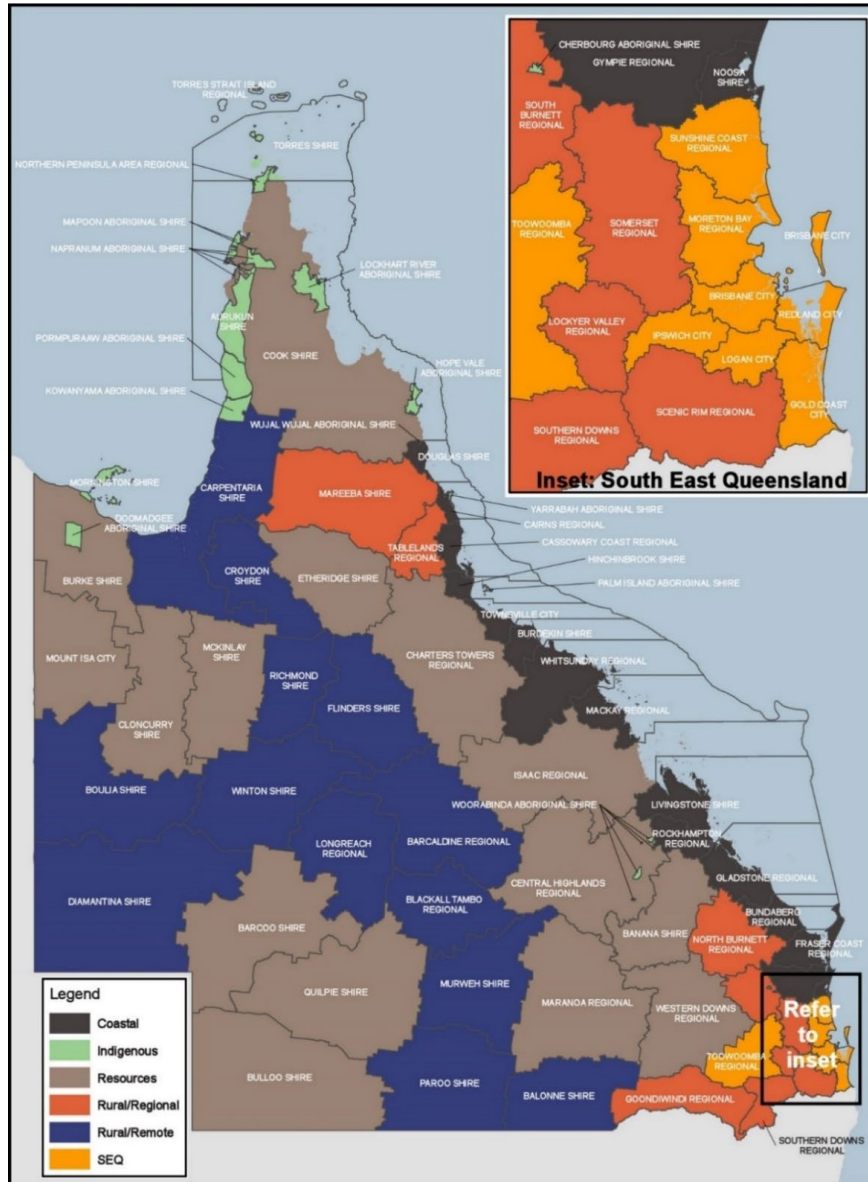
Comments received from Acting Chief Executive Officer,  
Balonne Shire Council





## B. Local governments by segment

Figure B1  
Geographical location – by local government segments



Note: SEQ – South East Queensland.

Source: Spatial Services, Department of State Development, Infrastructure, Local Government and Planning.





## C. Legislative context

### Frameworks

Under the *Constitution of Queensland 2001*, there must be a system of local government in Queensland that is made up of councils. Local governments (councils) are elected bodies that have the power to make local laws suitable to the needs and resources of the area they represent.

The councils' legislative framework is the *Local Government Act 2009* (the Act) and the Local Government Regulation 2012 (the regulation).

The purpose of the Act is to specify the nature and extent of local governments' responsibilities and powers. It requires the system of local government to be accountable, effective, efficient, and sustainable.

The regulation requires each council to prepare, by 31 October:

- general purpose financial statements
- a current year financial sustainability statement
- a long-term financial sustainability statement.

Only the general purpose financial statements and the current year financial sustainability statement are subject to audit.

Brisbane City Council has the *City of Brisbane Act 2010* and City of Brisbane Regulation 2012. This regulation imposes the same financial reporting time frames and financial reporting requirements on Brisbane City Council as other councils have.

Each council must release its annual report within one month of the audit opinion date. The minister for local government may grant an extension to the deadline where extraordinary circumstances exist.

The current year financial sustainability statement includes the following 3 measures of financial sustainability:

- the *operating surplus ratio*, which indicates the extent to which operating revenues cover operating expenses
- the *net financial liabilities ratio*, which indicates the extent to which a council's operating revenues can service its net liabilities while maintaining its assets and service levels
- the *asset sustainability ratio*, which approximates the extent to which a council is replacing its assets as they reach the end of their useful lives.

### Accountability requirements

The Act requires councils to establish financial management systems to identify and manage financial risks, including risks to reliable and timely reporting. The performance of financial management systems requires regular review.

### Queensland local government financial statements

These financial statements are used by a broad range of parties including parliamentarians, taxpayers, employees, and users of government services. For the statements to be useful, the information reported must be relevant and accurate.

The Auditor-General's audit opinion on these financial statements assures users they are accurate and in accordance with relevant legislative requirements.



## 11.1 - Councillor Information Correspondence --Appendix 6

---

Local government 2022 (Report 15: 2022–23)

We express an *unmodified opinion* when the financial statements are prepared in accordance with the relevant legislative requirements and Australian accounting standards. We *modify* our audit opinion when financial statements do not comply with the relevant legislative requirements and Australian accounting standards and are not accurate and reliable.

There are 3 types of modified opinions:

- qualified opinion – the financial statements as a whole comply with relevant accounting standards and legislative requirements, with the exceptions noted in the opinion
- adverse opinion – the financial statements as a whole do not comply with relevant accounting standards and legislative requirements
- disclaimer of opinion – the auditor is unable to express an opinion as to whether the financial statements comply with relevant accounting standards and legislative requirements.

Sometimes we include an *emphasis of matter* in our audit reports to highlight an issue that will help users better understand the financial statements. It does not change the audit opinion.



# D. Status of recommendations from prior reports

The following tables provide the current status of the recommendations raised in our prior reports.

**Figure D1**  
**Status of recommendations for councils from Local government 2021 (Report 15: 2021–22)**

	Reassess the maturity levels of their financial statement preparation processes in line with recent experience to identify improvement opportunities that will help facilitate early certification of financial statements	Further action needs to be taken*
REC 1	<p>All councils should reassess their initial self-assessment against the financial statement maturity model and compare this to their recent financial statement preparation experiences.</p> <p>Councils should also reflect on their processes from the 2018–19 financial year that enabled them to have their financial statements certified earlier. Together, these reflections will identify improvement opportunities to assist elected members and their executives to improve the timeliness of certification of financial statements.</p>	<p>Most councils self-assessed their financial statement maturity level in the 2020–21 financial year, and this was reflective of their ability to generate timely financial statements. However, we found 22 councils self-assessed their maturity as high, but had their financial statements certified later. This suggested their self-assessment did not reflect actual practices.</p> <p>In the 2021–22 financial year, we focused on these 22 councils and found:</p> <ul style="list-style-type: none"> <li>• 11 did not complete the recommended reassessment of their maturity</li> <li>• 7 revised their maturity downwards after reassessing their maturity</li> <li>• 4 reassessed no change to their maturity level.</li> </ul> <p>We continue to encourage all councils to reassess the maturity of their financial statement processes.</p> <p>We are reviewing the maturity of councils' financial statement processes as part of our 2022–23 financial year audits to make sure they reflect their actual practices. We will report on the outcome in our <i>Local government 2023</i> report.</p>
	Assess their audit committees against the actions in our 2020–21 audit committee report	Further action needs to be taken*
REC 2	<p>Those councils who have an audit committee function, and those that are looking to establish one, should consider implementing the actions we have identified in our report <i>Effectiveness of audit committees in state government entities</i> (Report 2: 2020–21). This would improve the effectiveness of their audit committees, with flow-on benefits to council governance and performance.</p>	<p>We are aware of some councils that have assessed their audit committee against the actions we identified. Those councils that have not had an opportunity to do so should complete their assessment in the 2023–24 financial year.</p>



Local government 2022 (Report 15: 2022–23)

<b>Improve their overall control environment</b>	<b>Further action needs to be taken*</b>
<p>REC 3</p> <p>All councils should use the annual internal control assessment tool available on our website to perform an initial self-assessment of the strengths and improvement opportunities of their internal controls. Where their results do not meet their performance expectations, they should develop and implement a plan to strengthen their internal controls over a specific period.</p>	<p>We are aware of some councils that have assessed their control environment against the internal control assessment tool. Those councils that have not had an opportunity to do so should complete their assessment in the 2023–24 financial year.</p>
<b>Asset management plans to include councils' planned spending on capital projects</b>	<b>Further action needs to be taken*</b>
<p>REC 4</p> <p>All councils should review their asset management plans to confirm that these plans include the proposed timing and cost of their capital projects, including the cost of maintaining these assets over their whole lives. This would help councils identify their future funding needs and provide better information to the department on the timing of capital funding sought by councils.</p>	<p>Some councils who have good asset data have incorporated their planned spending on capital projects into their asset management plans. We recommend councils who have not yet had an opportunity to review their asset management plan, do so in the 2023–24 financial year.</p>
<b>Review the asset consumption ratio in preparation for the new sustainability framework. Assess whether the actual usage of assets is in line with the asset management plan</b>	<b>Further action needs to be taken*</b>
<p>REC 5</p> <p>All councils should review their asset consumption ratio in preparation for the new sustainability framework to assess whether they are in line with the proposed benchmark. This ratio would inform councils whether their assets have been used in line with their asset management plans. Any variance between the expected and actual usage may either result in additional maintenance to improve the service levels of their assets or to reassess their expectation about asset usage.</p>	<p>Seven councils have improved their asset consumption ratio. However, there are 44 councils that have experienced a decline in this ratio. Of these 44 councils, 9 either do not meet the proposed benchmark (60 per cent) or are very close to not meeting the proposed benchmark in the next few years if they do not maintain their assets appropriately. We continue to recommend that councils monitor their asset consumption ratio and take steps to improve it. This will make sure their assets are maintained at an appropriate level to meet the future needs of their communities.</p>

	Further action needs to be taken*
<p><b>Enhance their liquidity management by reporting their unrestricted cash expense ratio and their unrestricted cash balance in monthly financial reports</b></p> <p>REC 6</p> <p>All councils should enhance their liquidity management by reporting their unrestricted cash expense ratio and their unrestricted cash balance in the monthly financial reports they table in council meetings.</p>	<p>We are aware of some of councils that are reporting their unrestricted cash expense ratio and their unrestricted cash balance in the monthly financial reports they table in council meetings.</p> <p>Those councils that do not report their unrestricted cash expense ratio and their unrestricted cash balance in their monthly financial reports tabled in council meetings should start to do so.</p>

Note: \*Refer to recommendation status definitions later in this appendix.

Source: *Queensland Audit Office*.

**Figure D2**  
**Status of recommendations for councils from Local government 2020 (Report 17: 2020–21)**

	Further action needs to be taken*
<p><b>Improve financial reporting by strengthening month-end and year-end financial reporting processes</b></p> <p>REC 1</p> <p>Councils should strengthen their month-end and year-end processes to assist with timely and accurate monthly internal financial reporting and their annual financial statements.</p> <p>We recommend all councils use their recent financial statement preparation experiences to perform an initial self-assessment against the maturity model available on our website.</p>	<p>We continue to find that month-end processes at councils are ineffective. This year, we identified 84 new deficiencies where improvements were required to ensure timely and reliable month-end and year-end reporting. In addition, 54 councils had at least one deficiency in their month-end and year-end reporting processes.</p> <p>We continue to recommend that councils improve their month-end processes.</p>
<p><b>Improve valuation and asset management practices</b></p> <p>REC 2</p> <ul style="list-style-type: none"> <li>Councils need to engage with asset valuers early to complete the valuation of assets well before year end.</li> <li>Councils need to use accurate information in their long-term asset management strategies and budget decisions.</li> <li>Councils need to regularly match the asset data in their financial records to the asset data in their engineering/geographic information systems to ensure it is complete and reliable.</li> </ul>	<p><b>Further action needs to be taken*</b></p> <p>We continue to identify issues with the asset management policies and practices of councils.</p> <p>Councils also still need to improve processes for asset valuations. We observed several councils that did not meet their legislative deadlines because of errors and delays in asset valuations.</p> <p>In line with these findings, we continue to recommend that councils strengthen their asset management policies and practices.</p>

	Strengthen security of information systems	Further action needs to be taken*
<p>REC 3</p> <p>We recommend all councils strengthen the security of their information systems. Councils rely heavily on technology, and increasingly, they need to be prepared for cyber attacks. Any unauthorised access could result in fraud or error, and significant reputational damage. Councils' workplace culture, through their people and processes, must emphasise strong security practices to provide a foundation for the security of information systems.</p> <p>All entities across the local government sector should:</p> <ul style="list-style-type: none"> <li>• provide security training for employees so they understand the importance of maintaining strong information systems, and their roles in keeping them secure</li> <li>• assign employees only the minimum access required to perform their job, and ensure important stages of each process are not performed by the same person</li> <li>• regularly review user access to ensure it remains appropriate</li> <li>• monitor activities performed by employees with privileged access (allowing them to access sensitive data and create and configure within the system) to ensure they are appropriately approved</li> <li>• implement strong password practices and multifactor authentication (for example, a username and password, plus a code sent to a mobile), particularly for systems that record sensitive information</li> <li>• encrypt sensitive information to protect it</li> <li>• patch vulnerabilities in systems in a timely manner, as upgrades and solutions are made available by software providers to address known security weaknesses that could be exploited by external parties.</li> </ul> <p>Councils should also self-assess against all of the recommendations in our report – <i>Managing cyber security risks</i> (Report 3: 2019–20) – to ensure their systems are appropriately secured.</p>	<p>We continue to identify weaknesses in information systems controls, particularly regarding user access permissions. This year, we identified 63 new internal control issues in information systems. There are 48 councils who still have at least one unresolved deficiency in their information systems.</p> <p>The recommendation to strengthen the security of information systems remains.</p>	



<b>Improve risk management processes</b>	<b>Further action needs to be taken*</b>
<p>REC 4 Councils should have a complete and up to date risk management framework including:</p> <ul style="list-style-type: none"> <li>• comprehensive risk registers that identify risks (including the risk of fraud) and appropriate risk mitigation strategies</li> <li>• current and relevant business continuity and disaster recovery plans. These plans should be tested periodically.</li> </ul>	<p>This year, 25 councils did not have adequate risk management processes in place. This is up from 22 councils in 2020–21 and is almost a third of the sector. This recommendation remains.</p>
<b>Enhance procurement and contract management practices</b>	<b>Further action needs to be taken*</b>
<p>REC 5</p> <ul style="list-style-type: none"> <li>• Councils need to ensure they obtain value for money for the goods and services they procure and that they have the appropriate approvals to procure the goods and services.</li> <li>• To effectively manage their contractual obligations, councils should ensure their contract registers are complete and contain up to date information.</li> </ul>	<p>We have identified issues relating to procurement and contract management practices at 34 councils this year. This is more than the 29 councils with these issues in 2020–21.</p> <p>Councils have not actioned this recommendation and still need to do so.</p> <p>To help councils improve their procurement and contract management practices, in this report we have made a further recommendation. This is for councils to assess the maturity of their procurement and contract management processes using our procure-to-pay maturity model.</p> <p>This will assist councils in identifying opportunities to strengthen their procurement and contract management practices.</p>

Note: \*Refer to recommendation status definitions later in this appendix.

Source: Queensland Audit Office.



**Figure D3**  
**Status of recommendations for councils from**  
**Local government entities: 2018–19 results of financial audits (Report 13: 2019–20)**

Audit committees	Further action needs to be taken*
<ul style="list-style-type: none"> <li>All councils should have an audit committee with an independent chair.</li> <li>All audit committee members must understand their roles and responsibilities and the risks the committee needs to monitor.</li> <li>Audit committees must hold management accountable for ensuring timely remedial actions are taken on audit issues. All extensions of agreed time frames for remedial action require consideration by the audit committee, including management's risk mitigation strategies, until remedial action is completed.</li> </ul>	<p>As at 30 June 2022, there were still 15 councils (30 June 2021: 15 councils) that did not have an audit committee.</p> <p>Councils without an effective audit committee have 55 significant deficiencies that have been unresolved for more than 12 months (68 per cent of the sector).</p> <p>We continue to recommend these councils establish an independent audit committee with appropriately qualified committee members.</p>
Internal audit	Further action needs to be taken*
<ul style="list-style-type: none"> <li>All councils must establish and maintain an effective and efficient internal audit function, as required by the <i>Local Government Act 2009</i>.</li> </ul>	<p>As at 30 June 2022, there were 7 councils (30 June 2021: 6 councils) that still did not have an internal audit function. In addition, 7 councils (30 June 2021: 6 councils) that had an internal audit function established at 30 June 2022 did not have any audit activity during the 2021–22 financial year.</p> <p>We continue to recommend these councils establish an effective internal audit function as required by the <i>Local Government Act 2009</i>. This year we have also recommended the department educate councils about the legislated requirement and the benefit of an effective internal audit function, and regularly monitor their compliance.</p>
Secure employee and supplier information	Further action needs to be taken*
<ul style="list-style-type: none"> <li>Councils must verify changes to employee and supplier bank account details through sources independent of the change request.</li> <li>Councils need to ensure information systems are secure to prevent unauthorised access that may result in fraud or error. Security measures could include encryption of information, restriction of user access, regular monitoring by management, and appropriate segregation of duties.</li> </ul>	<p>We continue to find deficiencies at councils with regards to securing employee and supplier information. Similarly, we continue to find weaknesses with information systems security.</p> <p>In line with these findings, we continue to recommend councils secure their employee and supplier information.</p>





Conduct mandatory cyber security awareness training	Further action needs to be taken*
<p>Councils need to develop and implement mandatory cyber security awareness training for all staff, to be completed during induction and at regular periods during employment. This should include:</p> <ul style="list-style-type: none"> <li>• delivering targeted training to higher-risk user groups, such as senior management, staff who have access to sensitive data, software developers, system administrators, and third-party providers</li> <li>• recording and monitoring whether all staff have completed their required cyber security awareness training</li> <li>• conducting campaigns to test the adequacy of staff vigilance to risks, such as phishing (fraudulent emails) and tailgating (following a person into an office), so entities can assess and improve their awareness programs.</li> </ul>	<p>As at 30 June 2021, 20 councils had not provided cyber security awareness training to their employees.                      We understand there has been minimal progress by councils in 2022 to upskill their staff and equip them with the necessary training and continuous education about cyber security.                      We continue to recommend that all councils provide cyber security awareness training to their new and current employees.</p>

Note: \*Refer to recommendation status definitions later in this appendix.

Source: Queensland Audit Office.



**Figure D4  
Status of recommendations for the department from Local government 2020 (Report 17: 2020–21)**

<b>Require all councils to establish audit committees</b>		<b>Not implemented – Recommendation accepted*</b>
REC 6	We continue to recommend that the department requires all councils to establish an audit committee and ensures that each chairperson of the committee is independent of council and management. In light of the difficulties some councils have faced with internal control weaknesses, fraud, ransomware, and achieving financial sustainability, this is more important now than ever.	The proposal continues to be considered by the department but has not yet been progressed.
<b>Make changes to sustainability ratios</b>		<b>Implemented*</b>
REC 7	We recommend the department develops new financial sustainability ratios for Queensland councils. In developing these ratios and associated targets, we recommend the department considers the different sizes, services, and circumstances of the various councils. We also recommend that new financial sustainability ratios be established in time for the year ending 30 June 2022.	The department has developed a new framework that is expected to be implemented for the 2023–24 financial year.
<b>Provide greater certainty over long-term funding</b>		<b>Partially implemented*</b>
REC 8	We recommend the department reviews its current funding model to identify opportunities to provide funding certainty to councils beyond one financial year. A 3-year to 5-year funding model would assist councils, especially those heavily reliant on grants, to develop and implement more sustainable medium- to long-term plans.	The department has partially implemented this, and some grants in the 2020–21 year were multi-year grants. The department is looking at extending long-term funding options for other grant programs in the coming years.
<b>Provide training to councillors and senior leadership teams around financial governance</b>		<b>Partially implemented*</b>
REC 9	We recommend the department provides periodic training to councillors and senior leadership teams for councils that are highly reliant on grants. The training should focus on helping these councils: <ul style="list-style-type: none"> <li>• establish strong leadership and governance</li> <li>• enhance internal controls and oversight</li> <li>• improve financial sustainability in the long term.</li> </ul>	The department has made online training available to councillors and council employees. This training includes modules about accountability, decision-making, and other responsibilities. The department also delivered a series of financial management workshops for elected local government members covering financial governance and management concepts.

Note: \*Refer to recommendation status definitions later in this appendix.

Source: Queensland Audit Office.



### Recommendation status definitions

If a recommendation is specific to an entity, we have reported on the action that entity has taken and whether the issue is *fully implemented*, *partially implemented*, *not implemented*, or *no longer applicable*.

Status	Definition	
<b>Fully implemented</b>	Recommendation has been implemented, or alternative action has been taken that addresses the underlying issues and no further action is required. Any further actions are business as usual.	
<b>Partially implemented</b>	Significant progress has been made in implementing the recommendation or taking alternative action, but further work is required before it can be considered business as usual. This also includes where the action taken was less extensive than recommended, as it only addressed some of the underlying issues that led to the recommendation.	
<b>Not implemented</b>	<b>Recommendation accepted</b>	No or minimal actions have been taken to implement the recommendation, or the action taken does not address the underlying issues that led to the recommendation.
	<b>Recommendation not accepted</b>	The entity did not accept the recommendation.
<b>No longer applicable</b>	Circumstances have fundamentally changed, making the recommendation no longer applicable. For example, a change in government policy or program has meant the recommendation is no longer relevant.	

If a general recommendation was made for all entities to consider, we have assessed action on issues reported to specific entities in the prior year, as well as any further issues identified in the current year. On this basis, we have determined whether *appropriate action has been taken* across the sector, or if *further action needs to be taken* to address the risk identified.

Status	Definition	
<b>Appropriate action has been taken</b>	Recommendations made to individual entities have been implemented, or alternative action has been taken that addresses the underlying issues, and no further action is required. No new issues have been identified across the sector that indicate an ongoing underlying risk to the sector that requires reporting to parliament.	
<b>Further action needs to be taken</b>	Recommendations made to individual entities have not been fully implemented, and/or new recommendations have been made to individual entities, indicating further action is required by entities in the sector to address the underlying risk.	



## E. Audit opinions for entities preparing financial reports

The following figures detail the types of audit opinions we issued, in accordance with Australian auditing standards, for the 2021–22 financial year.

**Figure E1**  
Our audit opinions for local government sector financial reports for 2021–22

Entity	Date opinion issued	Financial statement opinion	Current year sustainability statement opinion <sup>1</sup>	Ministerial extension issued to date <sup>2</sup>
<b>Opinion key:</b>				
U = unmodified; Q = qualified; E = emphasis of matter. (Refer to <a href="#">Appendix C</a> for definitions of these terms.)				
<b>Councils and their controlled entities</b>				
Aurukun Shire Council	12.10.2022	U	E*	-
Balonne Shire Council	28.10.2022	U	E*	-
Banana Shire Council	31.10.2022	U	E*	-
Barcaldine Regional Council	31.10.2022	U	E*	-
Barcoo Shire Council	19.10.2022	U	E*	-
Blackall-Tambo Regional Council	31.10.2022	U	E*	-
Boulia Shire Council	12.12.2022	U	E*	31.12.2022
Brisbane City Council	15.08.2022	U	E*	-
• Allara SPV Trust	29.07.2022	E*	-	-
• Brisbane City Council Appeal for the Lord Mayor's Charitable Trust	20.09.2022	E*	-	-
• Brisbane Economic Development Agency Pty Ltd	27.09.2022	U	-	-
• Brisbane Powerhouse Foundation	05.10.2022	U	-	-
• Brisbane Powerhouse Pty Ltd	05.10.2022	U	-	-
• Brisbane Sustainability Agency Pty Ltd	28.10.2022	U	-	-
• City of Brisbane Investment Corporation Pty Ltd	01.08.2022	U	-	-
• City Parklands Services Pty Ltd	27.09.2022	U	-	-
• Museum of Brisbane Pty Ltd	25.10.2022	U	-	-
• Museum of Brisbane Trust	25.10.2022	E*	-	-
• Oxley Creek Transformation Pty Ltd	28.10.2022	E <sup>3</sup>	-	-
• TradeCoast Land Pty Ltd	17.11.2022	E <sup>3</sup>	-	-
Bulloo Shire Council	31.10.2022	U	E*	-
Bundaberg Regional Council	07.10.2022	U	E*	-
Burdekin Shire Council	08.09.2022	U	E*	-
Burke Shire Council	31.10.2022	U	E*	-



## 11.1 - Councillor Information Correspondence --Appendix 6

Local government 2022 (Report 15: 2022–23)

Entity	Date opinion issued	Financial statement opinion	Current year sustainability statement opinion <sup>1</sup>	Ministerial extension issued to date <sup>2</sup>
<b>Opinion key:</b>				
U = unmodified; Q = qualified; E = emphasis of matter. (Refer to <a href="#">Appendix C</a> for definitions of these terms.)				
<b>Councils and their controlled entities</b>				
Cairns Regional Council	16.09.2022	U	E*	-
• Cairns Art Gallery Limited	14.11.2022	U	-	-
Carpentaria Shire Council	31.10.2022	U	E*	-
Cassowary Coast Regional Council	14.10.2022	U	E*	-
Central Highlands Regional Council	31.10.2022	U	E*	-
• Central Highlands (Qld) Housing Company Limited	Not Complete	-	-	-
• Central Highlands Development Corporation Ltd	31.10.2022	U	-	-
Charters Towers Regional Council	31.10.2022	U	E*	-
Cherbourg Aboriginal Shire Council	21.10.2022	U	E*	-
Cloncurry Shire Council	25.01.2023	U	E*	-
Cook Shire Council	13.10.2022	U	E*	-
Council of the City of Gold Coast	29.09.2022	U	E*	-
• HOTA Gold Coast Pty Ltd	06.10.2022	U	-	-
• Major Events Gold Coast Pty Ltd	20.09.2022	U	-	-
Croydon Shire Council	17.11.2022	U	E*	-
Diamantina Shire Council	31.10.2022	U	E*	-
Doomadgee Aboriginal Shire Council	31.10.2022	U	E*	-
Douglas Shire Council	12.10.2022	U	E*	-
Etheridge Shire Council	14.12.2022	U	E*	30.11.2022
Flinders Shire Council	27.10.2022	U	E*	-
Fraser Coast Regional Council	29.09.2022	U	E*	-
• Fraser Coast Tourism & Events Ltd	15.12.2022	E*	-	-
Gladstone Regional Council	28.10.2022	U	E*	-
• Gladstone Airport Corporation	11.10.2022	U	-	-
Goondiwindi Regional Council	21.09.2022	U	E*	-
Gympie Regional Council	06.03.2023	U	E*	28.02.2023
• Rattler Railway Company Ltd	16.12.2022	E <sup>4</sup>	-	-
Hinchinbrook Shire Council	31.10.2022	U	E*	-
Hope Vale Aboriginal Shire Council	29.07.2022	U	E*	-
Ipswich City Council	28.10.2022	U	E*	-
• Cherish the Environment Foundation Ltd	Not Complete	-	-	-
• Ipswich Arts Foundation Trust	28.11.2022	U	-	-
• Ipswich City Enterprises Investments Pty Ltd	08.11.2022	E <sup>5</sup>	-	-
• Ipswich City Enterprises Pty Ltd	08.11.2022	E <sup>5</sup>	-	-
Isaac Regional Council	28.10.2022	U	E*	-
• Isaac Affordable Housing Fund Pty Ltd	15.12.2022	E*	-	-



## 11.1 - Councillor Information Correspondence --Appendix 6

Local government 2022 (Report 15: 2022–23)

Entity	Date opinion issued	Financial statement opinion	Current year sustainability statement opinion <sup>1</sup>	Ministerial extension issued to date <sup>2</sup>
<b>Opinion key:</b>				
U = unmodified; Q = qualified; E = emphasis of matter. (Refer to <a href="#">Appendix C</a> for definitions of these terms.)				
<b>Councils and their controlled entities</b>				
• Isaac Affordable Housing Trust	15.12.2022	E*	-	-
• Moranbah Early Learning Centre Pty Ltd	14.12.2022	E*	-	-
Kowanyama Aboriginal Shire Council	11.10.2022	U	E*	-
Livingstone Shire Council	31.10.2022	U	E*	-
Lockhart River Aboriginal Shire Council	31.10.2022	U	E*	-
• Lockhart River Aerodrome Company Pty Ltd	31.10.2022	U	-	-
Lockyer Valley Regional Council	16.12.2022	U	E*	31.12.2022
Logan City Council	14.09.2022	U	E*	-
• Invest Logan Pty Ltd	30.08.2022	U	-	-
Longreach Regional Council	27.10.2022	U	E*	-
Mackay Regional Council	10.10.2022	U	E*	-
• Mackay Region Enterprises Pty Ltd	Not Complete	-	-	-
Mapoon Aboriginal Shire Council	31.10.2022	U	E*	-
Maranoa Regional Council	18.10.2022	U	E*	-
Mareeba Shire Council	05.10.2022	U	E*	-
McKinlay Shire Council	13.10.2022	U	E*	-
Moreton Bay Regional Council	12.10.2022	U	E*	-
• Millovate Pty Ltd	28.10.2022	U	-	-
Mornington Shire Council	Not Complete	-	-	30.06.2023
Mount Isa City Council	24.10.2022	U	E*	-
• Mount Isa City Council Owned Enterprises Pty Ltd	19.10.2022	U	-	-
Murweh Shire Council	24.10.2022	U	E*	-
Napranum Aboriginal Shire Council	25.10.2022	U	E*	-
Noosa Shire Council	26.10.2022	U	E*	-
North Burnett Regional Council	16.03.2023	U	E*	30.11.2022
Northern Peninsula Area Regional Council	Not Complete	-	-	28.02.2023
Palm Island Aboriginal Shire Council	Not Complete	-	-	30.05.2023
Paroo Shire Council	28.10.2022	U	E*	-
Porpuraaw Aboriginal Shire Council	08.09.2022	U	E*	-
Quilpie Shire Council	31.10.2022	U	E*	-
Redland City Council	19.09.2022	U	E*	-
• Redland Investment Corporation Pty Ltd	27.09.2022	U	-	-
Richmond Shire Council	24.04.2023	E <sup>6</sup>	E*	16.12.2022
• The Kronosaurus Korner Board Inc	27.09.2022	E*	-	-
Rockhampton Regional Council	13.10.2022	U	E*	-
Scenic Rim Regional Council	07.10.2022	U	E*	-



## 11.1 - Councillor Information Correspondence --Appendix 6

Local government 2022 (Report 15: 2022–23)

Entity	Date opinion issued	Financial statement opinion	Current year sustainability statement opinion <sup>1</sup>	Ministerial extension issued to date <sup>2</sup>
<b>Opinion key:</b>				
U = unmodified; Q = qualified; E = emphasis of matter. (Refer to <a href="#">Appendix C</a> for definitions of these terms.)				
<b>Councils and their controlled entities</b>				
Somerset Regional Council	11.10.2022	U	E*	-
South Burnett Regional Council	13.10.2022	U	E*	-
• South Burnett Community Hospital Foundation Limited	21.04.2023	U	-	-
Southern Downs Regional Council	18.10.2022	U	E*	-
Sunshine Coast Regional Council	10.10.2022	U	E*	-
• SunCentral Maroochydore Pty Ltd	21.09.2022	U	-	-
• Sunshine Coast Arts Foundation Ltd	20.09.2022	U	-	-
Tablelands Regional Council	31.10.2022	U	E*	-
Toowoomba Regional Council	30.09.2022	U	E*	-
• Empire Theatre Projects Pty Ltd	29.09.2022	E <sup>7</sup>	-	-
• Empire Theatres Foundation	29.09.2022	U	-	-
• Empire Theatres Pty Ltd	29.09.2022	U	-	-
• Jondaryan Woolshed Pty Ltd	29.09.2022	E <sup>7</sup>	-	-
• Toowoomba and Surat Basin Enterprise Pty Ltd	19.09.2022	U	-	-
Torres Shire Council	31.10.2022	U	E*	-
Torres Strait Island Regional Council	19.09.2022	U	E*	-
Townsville City Council	05.10.2022	U	E*	-
Western Downs Regional Council	14.10.2022	U	E*	-
Whitsunday Regional Council	17.08.2022	U	E*	-
Winton Shire Council	14.10.2022	U	E*	-
• Waltzing Matilda Centre Ltd	18.10.2022	U	-	-
Woorabinda Aboriginal Shire Council	Not Complete	-	-	31.03.2023
• Woorabinda Pastoral Company Pty Ltd	Not Complete	-	-	-
Wujal Wujal Aboriginal Shire Council	26.10.2022	E <sup>8</sup>	E*	-
Yarrabah Aboriginal Shire Council	13.10.2022	U	E*	-



## 11.1 - Councillor Information Correspondence --Appendix 6

Local government 2022 (Report 15: 2022–23)

Entity	Date opinion issued	Financial statement opinion	Current year sustainability statement opinion <sup>1</sup>	Ministerial extension issued to date <sup>2</sup>
<b>Opinion key:</b>				
U = unmodified; Q = qualified; E = emphasis of matter. (Refer to <a href="#">Appendix C</a> for definitions of these terms.)				
<b>Councils and their controlled entities</b>				
<b>By-arrangements audits<sup>9</sup></b>				
City of Logan Mayor's Charity Trust	16.06.2023	E*	-	-
The Josephine Ulrick and Win Schubert Foundation for the Arts	21.10.2022	E*	-	-

Notes:

- \* An emphasis of matter was issued to alert users of the statements to the fact that special purpose financial statements had been prepared.
- <sup>1</sup> Only councils prepare sustainability statements (not local government-related entities).
- <sup>2</sup> Ministerial extensions may only be obtained for councils (not local government-related entities).
- <sup>3</sup> We included an emphasis of matter in our audit reports for Oxley Creek Transformation Pty Ltd and TradeCoast Land Pty Ltd to alert users of the statements that these entities had ceased trading and would be wound up in future.
- <sup>4</sup> We included an emphasis of matter in our audit report for Rattler Railway Company Ltd to alert users of the statements that the company's liabilities are higher than its assets. The company also plans to stop being a controlled entity of Gympie Regional Council.
- <sup>5</sup> We included an emphasis of matter in our audit reports for Ipswich City Enterprises Investments Pty Ltd and Ipswich City Enterprises Pty Ltd to alert users that the director for each entity intends to deregister the companies and transfer operations to their parent entity, Ipswich City Council.
- <sup>6</sup> We included an emphasis of matter in our audit report for Richmond Shire Council to highlight that a material change was required to the previous financial statements certified 6 March 2023, and they have been replaced by the version certified 24 April 2023.
- <sup>7</sup> We included an emphasis of matter in our audit reports for Empire Theatres Projects Pty Ltd and Jondaryan Woolshed Pty Ltd because the operations of these entities have been transferred to their parent entities (Empire Theatres Pty Ltd and Toowoomba Regional Council) and they will be wound up.
- <sup>8</sup> We included an emphasis of matter in our audit report for Wujal Wujal Aboriginal Shire Council to highlight uncertainty over its ability to repay its debts as and when they arise.
- <sup>9</sup> Where asked by a minister or public sector entity, and where the Auditor-General considers there is public interest, a financial audit of non-public sector entities may be performed 'by arrangement'.

Source: Queensland Audit Office.





The following figure details the types of audit opinions issued in accordance with Australian auditing standards for the 2021–22 financial year, for jointly controlled entities (entities controlled by multiple councils and other public sector entities).

**Figure E2**  
**Our audit opinions for jointly controlled entities' financial reports for 2021–22**

Entity	Date audit opinion issued	Type of audit opinion issued
<b>Opinion key:</b> U = unmodified; Q = qualified; E = emphasis of matter. (Refer to <a href="#">Appendix C</a> for definitions of these terms.)		
Central Western Queensland Remote Area Planning and Development Board (RAPAD)	12.12.2022	E*
Council of Mayors (SEQ) Pty Ltd	16.12.2022	U
Local Government Association of Queensland Ltd	04.10.2022	U
• Local Buy Trading Trust	04.10.2022	Q <sup>1</sup>
• Peak Services Legal Pty Ltd	04.10.2022	U
• Peak Services Holdings Pty Ltd	04.10.2022	E <sup>2</sup>
• Peak Services Pty Ltd	04.10.2022	E <sup>2</sup>
Major Brisbane Festivals Pty Ltd <sup>3</sup>	28.04.2023	E*
Queensland Local Government Mutual Liability Pool (LGM Queensland)	29.11.2022	U
Queensland Local Government Workers Compensation Self-Insurance Scheme (trading as Local Government Workcare)	30.11.2022	U
SEQ Regional Recreational Facilities Pty Ltd	16.12.2022	U
South West Queensland Regional Organisation of Councils Inc	15.12.2022	E*
Townsville Breakwater Entertainment Centre Joint Venture	02.05.2023	E <sup>4</sup>
Western Queensland Local Government Association	Not Complete	-

Notes:

\* An emphasis of matter was issued to alert users of the statements to the fact that special purpose financial statements had been prepared.

<sup>1</sup> We qualified our audit opinion for Local Buy Trading Trust because it was unable to provide us with enough evidence to confirm its revenue was complete. We also qualified our 2020–21 audit opinion for the same reason.

<sup>2</sup> We included an emphasis of matter in our audit opinions for Peak Services Holdings Pty Ltd and Peak Services Pty Ltd to alert users of the financial statements of the entities' financial dependence on their ultimate parent, the Local Government Association of Queensland Ltd.

<sup>3</sup> The financial year of Major Brisbane Festivals Pty Ltd was 1 January 2022 to 31 December 2022. The 2022 audit opinion has therefore not yet been issued.

<sup>4</sup> We included an emphasis of matter in our audit report for Townsville Breakwater Entertainment Centre Joint Venture to highlight the net loss made by the entity.

Source: Queensland Audit Office.



## F. Entities exempt from audit by the Auditor-General

We will not issue opinions on several entities because they are exempt from audit by the Auditor-General. The following table lists the entities, grouped by the reasons for the exemptions.

**Figure F1**  
**Entities exempt from audit by the Auditor-General**

Entity	Audit firm who performs the audit	Date opinion issued	Opinion
<b>Opinion key:</b> U = unmodified; Q = qualified; E = emphasis of matter. (Refer to <a href="#">Appendix C</a> for definitions of these terms.)			
<b>Exempt local government entities – small in size and of low risk</b> (s.30A of the Auditor-General Act 2009)			
Drive Inland Promotions Association Inc	Whitehouse Audit	14.10.2022	E*
Far North Queensland Regional Organisation of Councils	Halpin Partners Accountants	18.10.2022	E*
Gulf Savannah Development Inc	Rekenen Pty Ltd	04.11.2022	E*, E <sup>1</sup>
North West Queensland Regional Organisation of Councils	Rekenen Pty Ltd	30.09.2022	E*
Regional Queensland Council of Mayors Inc <sup>2</sup>	SBB Partners	17.10.2022	E*
South West Regional Economic Development Association	FTA Accountants	Not complete	-
Torres Cape Indigenous Council Alliance (TCICA) Inc	Grant Thornton Audit Pty Ltd	15.11.2022	E*
Whitsunday ROC Limited	SBB Partners	Not complete	-
Wide Bay Burnett Regional Organisation of Councils Inc	All Income Tax	14.03.2023	E*
<b>Exempt local government entities – foreign-based controlled entities</b> (s.32 of the Auditor-General Act 2009)			
Gold Coast City Council Insurance Company Limited	PricewaterhouseCoopers CI LLP	25.08.2022	U

Notes:

- \* An emphasis of matter was issued to alert users of the financial statements to the fact that special purpose financial statements had been prepared.
- <sup>1</sup> The auditor included an emphasis of matter in their audit report because Gulf Savannah Development Inc was not able to support a key account balance recorded in its financial statements.
- <sup>2</sup> Northern Alliance of Councils Inc changed its name to Regional Queensland Council of Mayors Inc. The financial statements of the Regional Queensland Council of Mayors Inc were for the period 1 April 2021 to 31 March 2022.

Source: Queensland Audit Office.



## G. Local government entities for which we will not issue opinions

The Auditor-General will not issue audit opinions for the following public sector entities for the 2021–22 financial year, because they have not produced a financial report.

**Figure G1**  
Entities for which no opinions are issued

Entity	Parent entity	Reason
<b>Controlled entities</b>		
Brisbane Tolling Pty Ltd	Brisbane City Council	Dormant
BrisDev Trust	Brisbane City Council	Wound up
CBIC Allara Pty Ltd	Brisbane City Council	Dormant
City Super Pty Ltd	Brisbane City Council	Wound up
OC Invest Pty Ltd	Brisbane City Council	Dormant
Riverfestival Brisbane Pty Ltd	Brisbane City Council	Dormant
CBIC Investment Pty Ltd	City of Brisbane Investment Corporation Pty Ltd	Dormant
CBIC Valley Heart Pty Ltd	City of Brisbane Investment Corporation Pty Ltd	Dormant
Cairns Art Gallery Foundation Limited	Cairns Regional Council	No longer a public sector entity <sup>1</sup>
Cairns Regional Art Gallery Trust	Cairns Regional Council	No longer a public sector entity <sup>1</sup>
HOTA Services Gold Coast Pty Ltd	HOTA Gold Coast Pty Ltd	Non-reporting <sup>2</sup>
IA Foundation Ltd	Ipswich City Council	Dormant
YSB Pty Ltd	Invest Logan Pty Ltd	Wound up
Artspace Mackay Foundation	Mackay Regional Council	Wound up
Artspace Mackay Foundation Ltd	Mackay Regional Council	Wound up
Mundalbe Enterprises Ltd	Mornington Shire Council	Wound up
Outback @ Isa Pty Ltd	Mount Isa City Council	Dormant
Palm Island Community Company Limited	Palm Island Aboriginal Shire Council	No longer a public sector entity <sup>3</sup>
Palm Island Economic Development Corporation Pty Ltd	Palm Island Aboriginal Shire Council	Dormant
Redheart Pty Ltd	Redland City Council	Dormant
Cleveland Plaza Pty Ltd	Redland Investment Corporation Pty Ltd	Non-reporting <sup>4</sup>
Redland Developments Pty Ltd	Redland Investment Corporation Pty Ltd	Non-reporting <sup>4</sup>
RIC Toondah Pty Ltd	Redland Investment Corporation Pty Ltd	Non-reporting <sup>4</sup>
Sunshine Coast Events Centre Pty Ltd	Sunshine Coast Regional Council	Non-reporting <sup>5</sup>
Toowoomba and Surat Basin Enterprise Development Fund Limited	Toowoomba and Surat Basin Enterprise Pty Ltd	Dormant
Empire Theatres Foundation Ltd	Toowoomba Regional Council	Dormant
NQ Spark Pty Ltd	Townsville City Council	Non-reporting <sup>6</sup>



## 11.1 - Councillor Information Correspondence --Appendix 6

Local government 2022 (Report 15: 2022–23)

Entity	Parent entity	Reason
Whitsunday Coast Airport and Infrastructure Pty Ltd	Whitsunday Regional Council	Dormant
Winton Community Association Inc	Winton Shire Council	Dormant
<b>Jointly controlled entities</b>		
Brisbane Festival Limited	Major Brisbane Festivals Pty Ltd	Dormant
QPG Shared Services Support Centres Joint Venture	Local Government Association of Queensland Ltd	Dormant <sup>7</sup>
LG Cloud Pty Ltd	Local Government Association of Queensland Ltd	Wound up
LG Disaster Recovery Services Pty Ltd	Local Government Association of Queensland Ltd	Wound up
Local Buy Pty Ltd	Local Government Association of Queensland Ltd	Dormant
Prevwood Pty Ltd	Local Government Association of Queensland Ltd	Dormant <sup>7</sup>
Queensland Partnerships Group (LG Shared Services) Pty Ltd	Local Government Association of Queensland Ltd	Dormant <sup>7</sup>
South West Queensland Local Government Association	Multiple entities	Dormant <sup>8</sup>

Notes:

- <sup>1</sup> Cairns Art Gallery Foundation Limited and Cairns Regional Art Gallery Trust ceased being controlled entities of Cairns Regional Council.
- <sup>2</sup> The transactions of HOTA Services Gold Coast Pty Ltd have been consolidated in the financial statements of HOTA Gold Coast Pty Ltd.
- <sup>3</sup> Palm Island Community Company Limited ceased being a controlled entity of Palm Island Aboriginal Council.
- <sup>4</sup> The transactions of Cleveland Plaza Pty Ltd, Redland Developments Pty Ltd, and RIC Toondah Pty Ltd have been consolidated in the financial statements of Redland Investment Corporation Pty Ltd.
- <sup>5</sup> The transactions of Sunshine Coast Events Centre Pty Ltd have been consolidated into the financial statements of Sunshine Coast Regional Council.
- <sup>6</sup> NQ Spark Pty Ltd was established in May 2022. The company will prepare its financial statements for the period 1 May 2022 to 30 June 2023. Its transactions for the 2021–22 financial year were consolidated into Townsville City Council.
- <sup>7</sup> QPG Shared Services Support Centres Joint Venture has been deregistered on 23 February 2023. Prevwood Pty Ltd and Queensland Partnerships Group (LG Shared Services) Pty Ltd are in the process of being deregistered.
- <sup>8</sup> Following the creation of South West Queensland Regional Organisation of Councils, South West Queensland Local Government Association is no longer operating and is in the process of being wound up.

Source: Queensland Audit Office.



## H. Audit opinions issued for prior financial years

The following table contains the audit opinions issued for prior financial years that were not finalised when we issued *Local government 2021* (Report 15: 2021–22).

**Figure H1**  
**Audit opinions issued for prior financial years**

Entity	Date opinion issued	Opinion
<b>Opinion key:</b>		
U = unmodified; Q = qualified; E = emphasis of matter. (Refer to <a href="#">Appendix C</a> for the definitions of these terms.)		
<b>Financial statements from 2020–21 financial year – Councils</b>		
Palm Island Aboriginal Shire Council	Not complete	-
Richmond Shire Council	5.09.2022	U
<b>Financial sustainability statements from 2020–21 financial year – Councils</b>		
Palm Island Aboriginal Shire Council	Not complete	-
Richmond Shire Council	5.09.2022	U
<b>Financial statements from 2020–21 financial year – Controlled entities</b>		
Cherish the Environment Foundation Ltd (controlled entity of Ipswich City Council)	18.10.2022	U
The Kronosaurus Korner Board Inc	5.09.2022	E*
<b>Financial statements from 2020–21 financial year – Jointly controlled entities</b>		
Central Western Queensland Remote Area Planning and Development Board (RAPAD)	9.08.2022	E*
Western Queensland Local Government Association	26.08.2022	E*, E <sup>1</sup>
<b>Financial statements from 2019–20 financial year – Jointly controlled entities</b>		
Western Queensland Local Government Association	26.08.2022	E*, E <sup>1</sup>
<b>Financial statements from 2020–21 financial year – Entities exempt from audit by the Auditor-General</b>		
Whitsunday ROC Limited (opinion issued by SBB Partners)	26.05.2022	E*
Wide Bay Burnett Regional Organisation of Councils Inc (opinion issued by All Income Tax)	21.04.2022	E*

**Notes:**

- \* An emphasis of matter was issued to alert users of these statements that they have been prepared using a special purpose basis.
- <sup>1</sup> We included an emphasis of matter in our audit opinions for Western Queensland Local Government Association for the 2019–20 and 2020–21 financial years to alert users of the statements that the entity will be wound up in the 2022–23 financial year.

Source: Queensland Audit Office.



# I. Financial sustainability measures

Figure I1 details the ratios (measures) indicating short-term and long-term financial sustainability. The guidelines quoted in the target range were issued by the Department of State Development, Infrastructure, Local Government and Planning (the department).

**Figure I1**  
**Financial sustainability measures for councils**

Measure	Formula	Description	Target range
<b>Operating surplus ratio</b>	<i>Net operating result divided by total operating revenue (excludes capital items)</i> Expressed as a percentage	Indicates the extent to which operational revenues raised cover operational expenses	Between <b>zero and 10 per cent</b> – per department-issued guidelines
<p>A negative result indicates an operating deficit, and the larger the negative percentage, the worse the result. Operating deficits cannot be sustained in the long term. A positive percentage indicates that surplus revenue is available to support the funding of capital expenses, or to hold in reserve to offset past or future operating deficits.</p> <p>We consider councils as financially sustainable when they consistently achieve an operating surplus and expect that they can do so in the future, having regard to asset management and community service level needs.</p>			
<b>Net financial liabilities ratio</b>	<i>Total liabilities less current assets divided by total operating revenue</i> Expressed as a percentage	Indicates the extent to which a council's operating revenues (including grants and subsidies) can cover its net financial liabilities (usually loans and leases)	<b>Not greater than 60 per cent</b> – per department-issued guidelines
<p>If net financial liabilities are greater than 60 per cent of operating revenue, the council has limited capacity to increase loan borrowings and may experience stress in servicing current debt.</p>			
<b>Asset sustainability ratio</b>	<i>Capital expenses on replacement of assets (renewals) divided by depreciation expenses</i> Expressed as a percentage	Indicates the extent to which assets are being replaced as they reach the end of their useful lives	<b>Greater than 90 per cent</b> – per department-issued guidelines
<p>If the asset sustainability ratio is greater than 90 per cent, the council is likely to be sufficiently maintaining, replacing, and/or renewing its assets as they reach the end of their useful lives.</p> <p>While a low percentage may indicate that the asset base is relatively new (which may result from rectifying extensive natural disaster damage) and does not require replacement, the lower the percentage, the more likely it is that a council has inadequate asset management plans and practices.</p>			

Source: Queensland Audit Office.



Figure I2 details our risk assessment criteria for financial sustainability measures.

**Figure I2**  
Risk assessment criteria for financial sustainability measures

Relative risk rating measure	Operating surplus ratio	Net financial liabilities ratio	Asset sustainability ratio
<b>Higher</b>	Less than negative 10% (i.e. losses) ●	More than 80% ●	Less than 50% ●
	Insufficient revenue being generated to fund operations and asset renewal	Potential long-term concern over ability to repay debt levels from operating revenue	Insufficient spending on asset replacement or renewal, resulting in reduced service levels and increased burden on future ratepayers
<b>Moderate</b>	Negative 10% to zero (i.e. losses) ●	60% to 80% ●	50% to 90% ●
	A risk of long-term reduction in cash reserves, and inability to fund asset renewals	Some concern over the ability to repay debt from operating revenue	Irregular spending, or insufficient asset management practices, creating a backlog of maintenance/renewal work
<b>Lower</b>	More than zero (i.e. surpluses) ●	Less than 60% ●	More than 90% ●
	Generating surpluses consistently	No concern over the ability to repay debt from operating revenue	Likely to be sufficiently replacing or renewing assets as they reach the end of their useful lives

Source: Queensland Audit Office.

We calculate our overall risk assessment of financial sustainability using the ratings determined for each measure, as shown in Figure I1, and the assignment of the risk assessment criteria, as shown in Figure I2.



**Figure I3**  
**Explanations of our relative risk assessments**

Risk level	Risk criteria
Higher risk ●	There is a higher risk of sustainability issues arising in the short to medium term if current operating income and expenses policies continue, as indicated by average operating deficits (losses) of more than 10 per cent of operating revenue.
Moderate risk ●	There is a moderate risk of sustainability issues over the longer term if current debt financing and capital investment policies continue, as indicated by: <ul style="list-style-type: none"> <li>• a current net financial liabilities ratio of more than 80 per cent of operating revenue, or</li> <li>• an average asset sustainability ratio of less than 50 per cent, or</li> <li>• average operating deficits (losses) of between 2 per cent and 10 per cent of operating revenue, or</li> <li>• having 2 or more of the ratios assessed as moderate risk (see Figure I2).</li> </ul>
Lower risk ●	There is a lower risk of concerns about financial sustainability based on current income, expenses, asset investment, and debt financing policies.

Source: Queensland Audit Office.

We use a 5-year average when assessing the operating surplus and asset sustainability ratios. This is because these are long-term indicators. Viewing the annual ratios in isolation does not provide insights into councils' long-term financial sustainability.

The net financial liabilities ratio, however, is more effective as a point-in-time ratio. The more recent the point in time, the more useful this ratio is in assessing councils' flexibility to increase debt.

Our assessment of financial sustainability risk factors does not consider councils' long-term forecasts or credit assessments undertaken by the Queensland Treasury Corporation.





**Figure I4**  
**Financial sustainability risk assessment by council category: Results at the end of 2021-22**

Coastal councils	Avg. grant funding percentage <sup>1</sup>	Current operating surplus ratio %	Avg. operating surplus ratio %	Avg operating surplus ratio trend <sup>2</sup>	Net financial liabilities ratio %	Net financial liabilities ratio trend	Current asset sustainability ratio %	Avg. asset sustainability ratio %	Avg. asset sustainability ratio trend <sup>2</sup>	Relative risk assessment
<b>Coastal councils</b>										
Bundaberg Regional Council	20%	6.00%	4.83%	-	-16.00%	↑	47.00%	48.40%	↓	Moderate
Burdakin Shire Council	22%	5.17%	4.52%	↓	-77.40%	↑	88.56%	95.49%	↑	Lower
Cairns Regional Council	18%	2.00%	-0.11%	-	57.00%	↑	71.00%	95.20%	↑	Lower
Cassowary Coast Regional Council	25%	0.00%	-2.33%	-	-34.00%	↑	68.00%	91.80%	↑	Moderate
Douglas Shire Council	26%	-1.00%	-2.39%	-	-28.00%	↓	74.00%	105.80%	↑	Moderate
Fraser Coast Regional Council	22%	-0.09%	1.30%	↓	-27.05%	↑	80.58%	93.51%	↑	Lower
Gladstone Regional Council	14%	-2.66%	-2.24%	↓	33.74%	↑	88.66%	61.34%	↑	Moderate
Gympie Regional Council	26%	-0.68%	-4.43%	-	-13.55%	↑	33.28%	98.98%	↓	Moderate
Hinchinbrook Shire Council	34%	-10.00%	-12.09%	↓	-18.70%	-	90.80%	74.52%	↑	Higher
Livingstone Shire Council	28%	1.91%	3.12%	-	-3.01%	↑	45.04%	51.96%	-	Lower
Mackay Regional Council	19%	0.20%	0.37%	-	4.30%	↑	65.50%	65.76%	↑	Lower
Noosa Shire Council	15%	4.29%	8.69%	-	-15.93%	↓	121.13%	117.88%	↑	Lower
Rockhampton Regional Council	26%	-0.10%	2.06%	-	40.80%	↑	63.20%	92.26%	↓	Lower
Townsville City Council	26%	1.00%	0.81%	↑	72.00%	↑	91.00%	73.60%	-	Moderate
Whitsunday Regional Council	37%	5.18%	4.14%	-	9.83%	↑	97.98%	151.23%	↑	Lower
<b>Coastal councils average</b>	<b>24%</b>	<b>0.75%</b>	<b>0.42%</b>		<b>-1.06%</b>		<b>75.05%</b>	<b>87.85%</b>		<b>Moderate</b>
<b>Coastal councils – combined risk assessment</b>			<b>Lower</b>		<b>Lower</b>					<b>Lower</b>



# 11.1 - Councillor Information Correspondence --Appendix 6

Local government 2022 (Report 15: 2022-23)

Indigenous councils	Avg. grant funding percentage <sup>1</sup>	Current operating surplus ratio %	Avg. operating surplus ratio %	Avg operating surplus ratio trend <sup>2</sup>	Net financial liabilities ratio %	Net financial liabilities ratio trend	Current asset sustainability ratio %	Avg. asset sustainability ratio %	Avg. asset sustainability ratio trend <sup>2</sup>	Relative risk assessment	
<i>Indigenous councils</i>											
Aurukun Shire Council	62%	-7.00%	-14.83%	↑	-76.00%	↓	4.00%	19.00%	↓	Higher	
Cherbourg Aboriginal Shire Council	58%	-18.33%	-1.75%	↓	23.69%	↓	37.05%	114.01%	↓	Lower	
Doomadgee Aboriginal Shire Council	55%	-31.00%	-23.80%	↑	4.00%	↑	40.00%	57.20%	↓	Higher	
Hope Vale Aboriginal Shire Council	49%	1.00%	7.21%	↓	-193.00%	↑	91.00%	90.00%	↓	Lower	
Kowanyama Aboriginal Shire Council	70%	0.00%	-37.45%	↑	-19.00%	↑	142.00%	103.42%	↑	Higher	
Lockhart River Aboriginal Shire Council	73%	-8.00%	-3.36%	↑	-54.00%	↑	136.00%	90.50%	↓	Moderate	
Mapoon Aboriginal Shire Council	69%	-41.00%	-27.76%	↑	-55.00%	↓	67.00%	62.80%	↑	Higher	
Morrington Shire Council*	47%	-10.70%	-26.59%	↑	-16.00%	↑	92.60%	194.54%	↑	Higher	
Napranum Aboriginal Shire Council	66%	-24.00%	-18.80%	↓	-41.00%	↑	0.00%	25.60%	↓	Higher	
Northern Peninsula Area Regional Council*	53%	-28.00%	-15.00%	↓	-10.00%	↓	57.00%	64.44%	↓	Higher	
Palm Island Aboriginal Shire Council**	60%	-23.80%	-17.09%	↓	-2.93%	-	0.00%	129.60%	↓	Higher	
Pormpuraaw Aboriginal Shire Council	62%	0.00%	8.19%	↓	-257.00%	↑	13.00%	60.80%	↓	Lower	
Torres Shire Council	50%	-19.07%	-18.80%	↓	-66.27%	↑	113.79%	85.44%	↑	Higher	
Torres Strait Island Regional Council	60%	-79.00%	-74.40%	↓	-29.00%	↓	19.00%	28.60%	↓	Higher	
Woorabinda Aboriginal Shire Council*	31%	-0.90%	-15.41%	-	-41.90%	↑	104.40%	34.25%	↑	Higher	
Wujal Wujal Aboriginal Shire Council	67%	-30.00%	-29.29%	-	54.00%	↓	41.00%	80.00%	↑	Higher	
Yarrabah Aboriginal Shire Council	51%	-51.00%	-33.42%	↓	-27.00%	↓	25.00%	39.60%	↓	Higher	
Indigenous councils average	58%	-21.81%	-20.14%	↓	-47.44%	↓	57.81%	75.29%	↓	Higher	
<b>Indigenous councils – combined risk assessment</b>					<b>Lower</b>			<b>Moderate</b>			<b>Higher</b>



## 11.1 - Councillor Information Correspondence --Appendix 6

Local government 2022 (Report 15: 2022-23)

Resources councils	Avg. grant funding percentage <sup>1</sup>	Current operating surplus ratio %	Avg. operating surplus ratio %	Avg operating surplus ratio trend <sup>2</sup>	Net financial liabilities ratio %	Net financial liabilities ratio trend	Current asset sustainability ratio %	Avg. asset sustainability ratio %	Avg. asset sustainability ratio trend <sup>2</sup>	Relative risk assessment	
<b>Resources councils</b>											
Banana Shire Council	31%	6.08%	-4.92%	-	-22.39%	↑	80.43%	94.27%	-	Moderate	
Bulloo Shire Council	62%	-5.30%	-3.09%	↓	-69.20%	↓	42.60%	104.01%	↓	Moderate	
Burke Shire Council	76%	-21.20%	-40.23%	↓	-38.60%	↓	82.30%	85.38%	↓	Higher	
Central Highlands Regional Council	22%	1.71%	-1.85%	-	-7.71%	↓	76.87%	104.00%	↓	Lower	
Charters Towers Regional Council	46%	5.00%	0.61%	-	-71.00%	↑	68.00%	139.60%	↓	Lower	
Cloncurry Shire Council	55%	-15.62%	-8.90%	↓	-23.24%	↑	87.55%	172.71%	↓	Moderate	
Cook Shire Council	82%	2.00%	-22.58%	↑	-7.00%	↑	8.00%	67.75%	↓	Higher	
Etheridge Shire Council	54%	1.85%	-2.71%	↑	-32.68%	↓	0.00%	8.97%	↓	Moderate	
Isaac Regional Council	25%	3.75%	2.30%	-	-19.55%	↑	62.90%	175.46%	↓	Lower	
Maranoa Regional Council	43%	2.84%	2.04%	-	-55.10%	↑	120.74%	138.72%	↑	Lower	
McKinlay Shire Council	72%	5.20%	-7.51%	↓	-130.20%	↑	137.10%	328.78%	↓	Moderate	
Mount Isa City Council	24%	-1.80%	0.16%	↓	-45.00%	↓	55.70%	56.99%	↑	Lower	
Quilpie Shire Council	64%	6.00%	-5.37%	↓	-99.00%	↑	40.00%	41.00%	↓	Moderate	
Western Downs Regional Council	25%	2.57%	7.16%	↓	-122.12%	↑	82.11%	77.08%	↓	Lower	
<b>Resources councils average</b>	<b>49%</b>	<b>-0.49%</b>	<b>-6.06%</b>		<b>-63.06%</b>		<b>67.45%</b>	<b>113.91%</b>			
<b>Resources councils – combined risk assessment</b>		<b>Moderate</b>			<b>Lower</b>			<b>Lower</b>			<b>Moderate</b>

## 11.1 - Councillor Information Correspondence --Appendix 6

Local government 2022 (Report 15: 2022–23)

Rural/Regional councils	Avg. grant funding percentage <sup>1</sup>	Current operating surplus ratio %	Avg. operating surplus ratio %	Avg operating surplus ratio trend <sup>2</sup>	Net financial liabilities ratio %	Net financial liabilities ratio trend	Current asset sustainability ratio %	Avg. asset sustainability ratio %	Avg. asset sustainability ratio trend <sup>2</sup>	Relative risk assessment
<b>Rural/Regional councils</b>										
Gondwinski Regional Council	33%	-1.71%	1.60%	↓	-74.50%	●	148.47%	115.29%	●	Lower
Lockyer Valley Regional Council	24%	5.22%	5.76%	-	41.12%	●	74.26%	91.43%	●	Lower
Mareeba Shire Council	39%	14.63%	13.65%	↓	-101.77%	●	176.04%	167.41%	●	Lower
North Burnett Regional Council	49%	-11.83%	-19.19%	↓	-29.45%	●	102.65%	98.16%	●	Higher
Scenic Rim Regional Council	31%	0.00%	0.31%	↓	15.00%	●	98.00%	161.80%	●	Lower
Somerset Regional Council	26%	-9.00%	-0.25%	↓	-74.00%	●	87.00%	97.00%	●	Lower
South Burnett Regional Council	25%	6.00%	0.48%	-	-10.80%	●	78.70%	86.34%	●	Lower
Southern Downs Regional Council	29%	-4.55%	2.01%	↓	-26.89%	●	119.00%	123.68%	●	Lower
Tablelands Regional Council	29%	5.24%	0.32%	↓	-52.98%	●	77.44%	94.16%	●	Lower
<b>Rural/Regional councils average</b>	<b>32%</b>	<b>0.44%</b>	<b>0.52%</b>		<b>-34.92%</b>		<b>106.84%</b>	<b>115.03%</b>		
<b>Rural/Regional councils – combined risk assessment</b>			<b>Lower</b>			<b>Lower</b>			<b>Lower</b>	<b>Lower</b>



# 11.1 - Councillor Information Correspondence --Appendix 6

Local government 2022 (Report 15: 2022-23)

Rural/Remote councils	Avg. grant funding percentage <sup>1</sup>	Current operating surplus ratio %	Avg. operating surplus ratio %	Avg operating surplus ratio trend <sup>2</sup>	Net financial liabilities ratio %	Net financial liabilities ratio trend	Current asset sustainability ratio %	Avg. asset sustainability ratio %	Avg. asset sustainability ratio trend <sup>2</sup>	Relative risk assessment
Rural/Remote councils										
Balonne Shire Council	62%	-5.30%	-8.69%	-	-32.30%	↓	53.80%	49.81%	↑	Moderate
Baraldine Regional Council	48%	6.83%	-16.04%	↑	-27.73%	↑	224.72%	144.05%	↑	Higher
Barcoo Shire Council	46%	-3.63%	-21.93%	↑	-30.13%	↑	83.91%	77.90%	↓	Higher
Blackall-Tambo Regional Council	45%	11.00%	-7.98%	↑	-53.00%	↑	68.00%	81.20%	↓	Moderate
Boulia Shire Council	65%	-20.75%	-29.99%	↓	-85.60%	↓	120.70%	62.50%	↑	Higher
Carpentaria Shire Council	69%	-13.36%	-17.81%	↓	-26.27%	↑	61.23%	48.98%	↓	Higher
Croydon Shire Council	76%	9.30%	4.74%	-	-85.30%	↓	63.50%	124.00%	↓	Lower
Diamantina Shire Council	43%	-19.90%	-9.58%	-	-63.40%	↑	8.20%	45.98%	↓	Moderate
Flinders Shire Council	41%	14.00%	11.00%	↓	-63.00%	↑	25.20%	64.16%	↓	Lower
Longreach Regional Council	53%	-2.30%	-10.41%	↓	-17.10%	↑	51.40%	100.86%	↓	Higher
Murweh Shire Council	58%	-14.00%	-12.18%	↓	-4.00%	↑	85.00%	92.44%	↓	Higher
Paroo Shire Council	72%	4.00%	-20.83%	↑	-24.00%	↑	46.00%	60.68%	↓	Higher
Richmond Shire Council	57%	-9.68%	-30.14%	-	-30.64%	↑	56.76%	156.18%	↓	Higher
Winton Shire Council	66%	-3.80%	-7.78%	↓	-104.37%	↑	246.79%	265.48%	↑	Moderate
<b>Rural/Remote councils average</b>	<b>57%</b>	<b>-3.40%</b>	<b>-12.69%</b>		<b>-46.20%</b>		<b>85.37%</b>	<b>98.16%</b>		
<b>Rural/Remote councils – combined risk assessment</b>			<b>Higher</b>		<b>Lower</b>			<b>Lower</b>		<b>Higher</b>

Local government 2022 (Report 15: 2022–23)

South East Queensland councils	Avg. grant funding percentage <sup>1</sup>	Current operating surplus ratio %	Avg. operating surplus ratio %	Avg operating surplus ratio trend <sup>2</sup>	Net financial liabilities ratio %	Net financial liabilities ratio trend	Current asset sustainability ratio %	Avg. asset sustainability ratio %	Avg. asset sustainability ratio trend <sup>2</sup>	Relative risk assessment
South East Queensland councils										
Brisbane City Council	13%	-3.00%	3.09%	↓	125.00%	↑	55.00%	75.20%	↓	Moderate
Council of the City of Gold Coast	19%	-1.10%	-1.33%	-	-16.10%	↑	63.00%	59.82%	↑	Moderate
Ipswich City Council	30%	2.74%	4.21%	↓	67.13%	↑	70.69%	64.35%	-	Moderate
Logan City Council	27%	5.28%	2.61%	-	-9.76%	↓	63.12%	74.81%	↓	Lower
Moreton Bay Regional Council	25%	10.70%	17.83%	↓	19.50%	↓	70.10%	62.98%	↑	Lower
Redland City Council	11%	1.63%	-3.01%	↑	-45.94%	↑	66.31%	50.97%	↑	Moderate
Sunshine Coast Regional Council	25%	9.30%	6.68%	-	58.80%	↓	71.20%	72.04%	↓	Lower
Toowoomba Regional Council	21%	-1.10%	1.41%	-	49.76%	↑	73.84%	66.16%	↑	Lower
<b>SEQ councils average</b>	<b>21%</b>	<b>3.06%</b>	<b>3.94%</b>		<b>31.05%</b>		<b>66.66%</b>	<b>65.79%</b>		
<b>SEQ councils – combined risk assessment</b>		<b>Lower</b>				<b>Lower</b>		<b>Moderate</b>		<b>Lower</b>

Notes:

<sup>1</sup> Average grant funding percentage shows the 5-year average level of grant funding as a percentage of total revenue per council. This does not form a part of the financial sustainability ratios but has been included for contextual purposes. Refer also to further commentary in Chapter 4, which analyses the financial sustainability by grant funding levels.

<sup>2</sup> Average ratio trend compares the average ratio from 2021–22 with the average ratio from 2020–21. Trends should be considered in conjunction with the Department of State Development, Infrastructure, Local Government and Planning's set benchmarks, and the analysis performed and explained in Chapter 4.

\* The 2021–22 audit for this council is unfinished. The sustainability measures reported are based on the audited 2020–21 financial statements.

\*\* The 2020–21 and 2021–22 audits for this council are unfinished. The sustainability measures reported are based on the audited 2019–20 financial statements.

Refer also to Figures 11, 12 and 13, which explain the financial sustainability measures and associated benchmarks.

Legend: ↑ An improving trend; – No substantial change; ↓ A deteriorating trend.

Source: Queensland Audit Office.



## J. Our assessment of councils' financial governance

### Auditing internal controls

Entities design, implement, and maintain internal controls (people, systems, and processes) to deliver reliable financial reporting, effective and efficient operations, and compliance with applicable laws and regulations.

In undertaking our audit, we are required under the Australian auditing standards to obtain an understanding of an entity's internal controls relevant to the preparation of the financial report.

We assess internal controls to ensure they are suitably designed to:

- prevent, or detect and correct, material misstatements in the financial report (which could influence a user's decision-making)
- achieve compliance with legislative requirements and make appropriate use of public resources.

Our assessment determines the nature, timing, and extent of the testing we perform to address the risk of significant mistakes in the financial statements.

If we believe the design and implementation of controls is effective, we select the controls we intend to test further. We do this by considering a balance of factors including:

- the significance of the related risks
- the characteristics of balances, transactions, or disclosures (volume, value, and complexity)
- the nature and complexity of the entity's information systems
- whether the design of the controls addresses the risk of material misstatement and facilitates an efficient audit.

If we identify deficiencies in internal controls, we determine the impact on our audit approach, considering whether additional audit procedures are necessary.

We design our audit procedures to address the risk of material misstatement so we can express an opinion on the financial report. We do not express an opinion on the effectiveness of internal controls.

### Internal controls framework

We categorise internal controls using the Committee of Sponsoring Organizations of the Treadway Commission (COSO) internal controls framework, which is widely recognised as a benchmark for designing and evaluating internal controls.

The framework identifies 5 components for a successful internal control framework. These are explained in the following paragraphs.



### Control environment



- Cultures and values
- Governance
- Organisational structure
- Policies
- Qualified and skilled people
- Management's integrity and operating style

The control environment is defined as the structures, policies, attitudes, and values that influence day-to-day operations. As the control environment is closely linked to an entity's overarching governance and culture, it is important that the control environment provides a strong foundation for the other components of internal control.

In assessing the design and implementation of the control environment, we consider whether:

- those charged with governance are independent, appropriately qualified, experienced, and active in challenging management
- policies and procedures are established and communicated so people with the right qualifications and experiences are recruited; they understand their role in the organisation; and they also understand management's expectations regarding internal controls, financial reporting, and misconduct, including fraud.

### Risk assessment



- Strategic risk assessment
- Financial risk assessment
- Operational risk assessment

Risk assessment relates to management's processes for considering risks that may prevent an entity from achieving its objectives; and how management agrees risks should be identified, assessed, and managed.

To appropriately manage business risks, management can either accept the risk if it is minor or mitigate the risk to an acceptable level by implementing appropriately designed controls. Management can also eliminate risks entirely by choosing to exit from a risky business venture.

### Control activities



- General information technology controls
- Automated controls
- Manual controls

Control activities are the actions taken to implement policies and procedures in accordance with management directives, and to ensure identified risks are addressed. These activities operate at all levels and in all functions. They can be designed to prevent or detect errors entering financial systems.

The mix of control activities can be categorised into general information technology controls, automated controls, and manual controls.

### General information technology controls

General information technology controls form the basis of the automated systems control environment. They include controls over information systems security, user access, and system changes. These controls address the risk of unauthorised access and of changes to systems and data.

### Automated control activities

Automated controls are embedded within information technology systems. These controls can improve timeliness, availability, and accuracy of information by consistently applying predefined business rules. They enable entities to perform complex calculations when processing large volumes of transactions. They also improve the effectiveness of financial delegations and the segregation of duties.






## Manual control activities

Manual controls contain a human element, which can provide the opportunity to assess the reasonableness and appropriateness of transactions. However, these controls may be less reliable than automated elements, as they can be more easily bypassed or overridden. They include activities such as approvals, authorisations, verifications, reconciliations, reviews of operating performance, and segregation of incompatible duties. Manual controls may be performed with the assistance of information technology systems.

## Information and communication




- Non-financial systems
- Financial systems
- Reporting systems

Information and communication controls are the systems used to provide information to employees, and the ways in which responsibilities are communicated.

This aspect of internal control also considers how management generates financial reports, and how these reports are communicated to internal and external parties to support the functioning of internal controls.

## Monitoring activities



- Management supervision
- Self-assessment
- Internal audit

Monitoring activities are the methods management uses to oversee and assess whether internal controls are present and operating effectively. This may be achieved through ongoing supervision, periodic self-assessments, and separate evaluations. Monitoring activities also concern the evaluation and communication of control deficiencies in a timely manner to effect corrective action.

Typically, the internal audit function and an independent audit and risk committee are responsible for assessing and overseeing management's implementation of controls and their resolution of control deficiencies. These 2 functions work together to ensure that internal control deficiencies are identified and then resolved in a timely manner.

## Assessment of internal controls

Our assessment of internal control effectiveness is based on the number of deficiencies and significant deficiencies we identified during our audit. We assess each of the 5 components of a successful internal control framework separately.

Assessment of internal controls	
Rating scale	Assessment criteria
● Effective	No significant (high-risk) deficiencies
● Partially effective	One significant deficiency
● Ineffective	More than one significant deficiency

The deficiencies detailed in this report were identified during our audit and may have been subsequently resolved by the entity.

They are reported here because they impacted on the overall system of control during 2021–22.



### Financial statements preparation process

---

Until the 2019–20 financial year, we assessed the effectiveness of the financial statement preparation processes across 3 components:

- Year-end close processes – was based on early completion of 5 key elements of financial statements
- Timeliness of financial statements – compared the date the financial statements were certified against the legislative deadline of 31 October
- Quality of financial statements – was assessed based on the number of changes that are made between the draft of the financial statements submitted to audit and the final audited financial statements.

Each component was assigned a traffic light (red/amber/green), and this was reported to each council and in our annual reports to parliament.

In the 2020–21 financial year, we changed the way we assessed the financial statement preparation process to a maturity model (which is available on our website at [www.qao.qld.gov.au/reports-resources/better-practice](http://www.qao.qld.gov.au/reports-resources/better-practice)). The model is entity-driven and is scalable to each entity's size and complexity. It aims to bring flexibility in responding to the qualitative factors that influence entities' practices, which the previous assessment criteria did not take into account.

The model facilitates sharing of better practices across the public sector. It also brings focus to entities' areas of development to allow them to reach their targeted positioning.

For the 2020–21 financial year, we asked councils to self-assess their financial statement preparation processes using this model. In the 2022–23 financial year, we will work with councils to ensure that their self-assessed maturity levels reflect the reality of their strengths and weaknesses of their processes. We will report on the outcome of this assessment in our *Local government 2023* report.

### Financial sustainability relative risk assessment

---

The detailed criteria for assessing a council's financial sustainability are explained in Appendix I – Figures I1 and I2. The overall assessment criteria are shown in Figure I3. Colours used for the overall risk levels are lower risk (green), moderate risk (amber), and higher risk (red).



## Results summary

The following tables summarise the results of our assessment of the 77 councils' internal controls, by council segment.

**Figure J1**  
**Our assessment of the financial governance of councils by segment**

Council	Internal controls					Financial sustainability	Days to complete from year end	
Key:								
CE = Control environment; RA = Risk assessment; CA = Control activities; IC = Information and communication; MA = Monitoring activities.								
OS = Number of significant deficiencies outstanding longer than 12 months at 30 June 2022								
FS = Financial sustainability — relative risk assessment (refer Figure I4).								
D = Number of days to have audit opinion certified from 30 June 2022 (number of days between 30 June and 31 October is 123)								
Coastal councils	CE	RA	CA	IC	MA	OS	FS	D
Bundaberg Regional Council	●	●	●	●	●	-	●	99
Burdekin Shire Council	●	●	●	●	●	-	●	70
Cairns Regional Council	●	●	●	●	●	-	●	78
Cassowary Coast Regional Council	●	●	●	●	●	-	●	106
Douglas Shire Council	●	●	●	●	●	-	●	104
Fraser Coast Regional Council	●	●	●	●	●	1	●	91
Gladstone Regional Council	●	●	●	●	●	-	●	120
Gympie Regional Council	●	●	●	●	●	2	●	249
Hinchinbrook Shire Council	●	●	●	●	●	-	●	123
Livingstone Shire Council	●	●	●	●	●	1	●	123
Mackay Regional Council	●	●	●	●	●	-	●	102
Noosa Shire Council	●	●	●	●	●	1	●	118
Rockhampton Regional Council	●	●	●	●	●	-	●	105
Townsville City Council	●	●	●	●	●	1	●	97
Whitsunday Regional Council	●	●	●	●	●	-	●	48



## 11.1 - Councillor Information Correspondence --Appendix 6

Local government 2022 (Report 15: 2022–23)

Council	Internal controls					Financial sustainability	Days to complete from year end	
Key:								
CE = Control environment; RA = Risk assessment; CA = Control activities; IC = Information and communication; MA = Monitoring activities.								
OS = Number of significant deficiencies outstanding longer than 12 months at 30 June 2022								
FS = Financial sustainability — relative risk assessment (refer Figure 14).								
D = Number of days to have audit opinion certified from 30 June 2022 (number of days between 30 June and 31 October is 123)								
Indigenous	CE	RA	CA	IC	MA	OS	FS	D
Aurukun Shire Council	●	●	●	●	●	-	●	104
Cherbourg Aboriginal Shire Council	●	●	●	●	●	1	●	113
Doomadgee Aboriginal Shire Council	●	●	●	●	●	-	●	123
Hope Vale Aboriginal Shire Council	●	●	●	●	●	-	●	29
Kowanyama Aboriginal Shire Council	●	●	●	●	●	-	●	103
Lockhart River Aboriginal Shire Council	●	●	●	●	●	-	●	123
Mapoon Aboriginal Shire Council	●	●	●	●	●	1	●	123
Mornington Shire Council*	●	●	●	●	●	4	●	Not Complete
Napranum Aboriginal Shire Council	●	●	●	●	●	2	●	117
Northern Peninsula Area Regional Council*	●	●	●	●	●	1	●	Not Complete
Palm Island Aboriginal Shire Council*	●	●	●	●	●	11	●	Not Complete
Pompuraaw Aboriginal Shire Council	●	●	●	●	●	-	●	70
Torres Shire Council	●	●	●	●	●	-	●	123
Torres Strait Island Regional Council	●	●	●	●	●	-	●	81
Woorabinda Aboriginal Shire Council*	●	●	●	●	●	8	●	Not Complete
Wujal Wujal Aboriginal Shire Council	●	●	●	●	●	3	●	118
Yarrabah Aboriginal Shire Council	●	●	●	●	●	1	●	105



## 11.1 - Councillor Information Correspondence --Appendix 6

Local government 2022 (Report 15: 2022–23)

Council	Internal controls					Financial sustainability	Days to complete from year end	
Key:								
CE = Control environment; RA = Risk assessment; CA = Control activities; IC = Information and communication; MA = Monitoring activities.								
OS = Number of significant deficiencies outstanding longer than 12 months at 30 June 2022								
FS = Financial sustainability — relative risk assessment (refer Figure I4).								
D = Number of days to have audit opinion certified from 30 June 2022 (number of days between 30 June and 31 October is 123)								
Resources councils	CE	RA	CA	IC	MA	OS	FS	D
Banana Shire Council	●	●	●	●	●	-	●	123
Bulloo Shire Council	●	●	●	●	●	1	●	123
Burke Shire Council	●	●	●	●	●	-	●	123
Central Highlands Regional Council	●	●	●	●	●	3	●	123
Charters Towers Regional Council	●	●	●	●	●	1	●	123
Cloncurry Shire Council	●	●	●	●	●	1	●	209
Cook Shire Council	●	●	●	●	●	2	●	105
Etheridge Shire Council	●	●	●	●	●	2	●	167
Isaac Regional Council	●	●	●	●	●	-	●	120
Maranoa Regional Council	●	●	●	●	●	-	●	110
McKinlay Shire Council	●	●	●	●	●	1	●	105
Mount Isa City Council	●	●	●	●	●	3	●	116
Quilpie Shire Council	●	●	●	●	●	-	●	123
Western Downs Regional Council	●	●	●	●	●	-	●	106



## 11.1 - Councillor Information Correspondence --Appendix 6

Local government 2022 (Report 15: 2022–23)

Council	Internal controls					Financial sustainability	Days to complete from year end	
Key:								
CE = Control environment; RA = Risk assessment; CA = Control activities; IC = Information and communication; MA = Monitoring activities.								
OS = Number of significant deficiencies outstanding longer than 12 months at 30 June 2022								
FS = Financial sustainability — relative risk assessment (refer Figure I4).								
D = Number of days to have audit opinion certified from 30 June 2022 (number of days between 30 June and 31 October is 123)								
Rural/Regional councils	CE	RA	CA	IC	MA	OS	FS	D
Goondiwindi Regional Council	●	●	●	●	●	-	●	83
Lockyer Valley Regional Council	●	●	●	●	●	-	●	169
Mareeba Shire Council	●	●	●	●	●	-	●	97
North Burnett Regional Council	●	●	●	●	●	1	●	259
Scenic Rim Regional Council	●	●	●	●	●	-	●	99
Somerset Regional Council	●	●	●	●	●	-	●	103
South Burnett Regional Council	●	●	●	●	●	-	●	105
Southern Downs Regional Council	●	●	●	●	●	-	●	110
Tablelands Regional Council	●	●	●	●	●	1	●	123



## 11.1 - Councillor Information Correspondence --Appendix 6

Local government 2022 (Report 15: 2022–23)

Council	Internal controls					Financial sustainability	Days to complete from year end	
Key:								
CE = Control environment; RA = Risk assessment; CA = Control activities; IC = Information and communication; MA = Monitoring activities.								
OS = Number of significant deficiencies outstanding longer than 12 months at 30 June 2022								
FS = Financial sustainability — relative risk assessment (refer Figure I4).								
D = Number of days to have audit opinion certified from 30 June 2022 (number of days between 30 June and 31 October is 123)								
Rural/Remote councils	CE	RA	CA	IC	MA	OS	FS	D
Balonne Shire Council	●	●	●	●	●	-	●	120
Barcaldine Regional Council	●	●	●	●	●	1	●	123
Barcoo Shire Council	●	●	●	●	●	2	●	111
Blackall-Tambo Regional Council	●	●	●	●	●	-	●	123
Boulia Shire Council	●	●	●	●	●	1	●	165
Carpentaria Shire Council	●	●	●	●	●	6	●	123
Croydon Shire Council	●	●	●	●	●	2	●	140
Diamantina Shire Council	●	●	●	●	●	-	●	123
Flinders Shire Council	●	●	●	●	●	-	●	119
Longreach Regional Council	●	●	●	●	●	-	●	119
Murweh Shire Council	●	●	●	●	●	-	●	116
Paroo Shire Council	●	●	●	●	●	1	●	120
Richmond Shire Council	●	●	●	●	●	2	●	249
Winton Shire Council	●	●	●	●	●	-	●	106



## 11.1 - Councillor Information Correspondence --Appendix 6

Local government 2022 (Report 15: 2022–23)

Council	Internal controls					Financial sustainability	Days to complete from year end	
<p>Key:            CE = Control environment; RA = Risk assessment; CA = Control activities; IC = Information and communication; MA = Monitoring activities.            OS = Number of significant deficiencies outstanding longer than 12 months at 30 June 2022            FS = Financial sustainability — relative risk assessment (refer Figure 14).            D = Number of days to have audit opinion certified from 30 June 2022 (number of days between 30 June and 31 October is 123)</p>								
South East Queensland councils	CE	RA	CA	IC	MA	OS	FS	D
Brisbane City Council	●	●	●	●	●	-	●	46
Council of the City of Gold Coast	●	●	●	●	●	3	●	91
Ipswich City Council	●	●	●	●	●	-	●	120
Logan City Council	●	●	●	●	●	1	●	76
Moreton Bay Regional Council	●	●	●	●	●	1	●	104
Redland City Council	●	●	●	●	●	-	●	81
Sunshine Coast Regional Council	●	●	●	●	●	-	●	102
Toowoomba Regional Council	●	●	●	●	●	1	●	92

Notes:

\* The internal controls assessments are based on the previous year's results because the 2021–22 financial year audit has not yet been completed.

Source: Queensland Audit Office.









[qao.qld.gov.au/reports-resources/reports-parliament](https://qao.qld.gov.au/reports-resources/reports-parliament)  
[qao.qld.gov.au/contact-us](https://qao.qld.gov.au/contact-us)

T: (07) 3149 6000  
E: [qao@qao.qld.gov.au](mailto:qao@qao.qld.gov.au)  
W: [www.qao.qld.gov.au](http://www.qao.qld.gov.au)  
53 Albert Street, Brisbane Qld 4000  
PO Box 15396, City East Qld 4002

 **Queensland  
Audit Office**  
*Better public services*



79 Wilmington Street  
Ayr. QLD 4807  
26 June 2023

M/s Abbey Lewis  
Longreach Regional Council  
[commdevelopment@longreach.qld.gov.au](mailto:commdevelopment@longreach.qld.gov.au)

Dear Abbey,

As part of the organising committee for the 2023 Rotary District 9560 Conference held in Longreach in late April, I wish to kindly thank you for the great work that you did with working with Rotary and in particular the regular dealings with Greg Bevis who is the organising conference Treasurer.

Your work was appreciated greatly and your expertise and assistance were very much appreciated in particular by the organising committee.

Many attendees have spoken highly of the conference and the facilities utilised and provided by Longreach Regional Council. We had some 240 delegates in attendance and this far exceeded our expectations.

Once again, many thanks to you for your support leading up to and over the conference weekend at Longreach.

Regards

Tony Goddard – Conference Chair.

Longreach Regional Council  
Att: CEO

29<sup>th</sup> June 2023

Dear Brett, Kimberly, Karyn and Councillors,

Thank you for meeting with IPDA and Ilfracombe community on 27<sup>th</sup> June 2023 to present your plans for our community in the next 12 months.

Following consultation with us and presentation of your proposed plans for the development of a new multipurpose recreation facility at the existing Ilfracombe recreation centre, our group has reflected on the meeting and would like to highlight the following events which IDPA and Council have worked on over the past 5 years.

In 2020 after liaising with Director of Community Mrs Lisa Young on the concerns from our community over the existing Tennis Court site at Torrs Road. At this time and during community consultations including council survey during 2020 and 2021 the community voiced the favourable outcome to redevelop the existing site at Torrs Road. During these consultations the option of developing a new facility at Recreation Centre was tabled along with other alternative options which were not favoured by our community. The IDPA, Ilfracombe Community have been very passionate about the initial concerns of the existing tennis court facility and redeveloping this site into a multi purpose facility for the community and surrounding district.

Following community consultation in 2020/21 and survey both we worked with council directors to put together the plans for the re development at the Ilfracombe Tennis Courts at Torrs Road. The Director of Community completed scope of works including the costing of multipurpose court, cricket nets, lighting a basic shade structure and BBQ area including a toilet, which was 'shovel ready' for both organisations to seek external funding toward completing of the project. We believe at this time the total costing was \$500,000 for the initial stages. We attach Longreach Regional Council document with the outcome of these meetings, including costings and believe the project was 'shovel ready' pending funding.

We believe now council are starting this process again with costings at the new proposed site, and are unsure why we are not proceeding with the previous works on the project.

With Council and our community the broader concept of the project including the redevelopment of tennis courts is more than just "a new multipurpose court" it is a community hub which the community can utilise for events and social and sporting functions like the community Christmas tree, local markets, school sports as well as future extension to allow for office space for visiting specialists, day care facilities (RAFS) and many other much needed community services.

## 11.1 - Councillor Information Correspondence --Appendix 8

---

After community consultation on 27<sup>th</sup> June 2023, with the council executives presenting to our groups that the new site for the Multipurpose Facility will be placed at the Ilfracombe Rec Centre, our initial concerns for the existing tennis court site have not been satisfied

On behalf of our community we are very keen to progress the tennis court re-development as it has been identified as a high priority project by our community and district. We are very keen to work together with council to complete the overall redevelopment of the facility including seeking additional external funding, and contributing funds we have raised as a group over the past decades of community service.

Some examples of external funding the shovel ready project would be ideal for would be

- funding through QLD Sport & Recreation funding similar to the Longreach Netball Association project
- Federal Government Community infrastructure funding which as you are aware opens July 2023.

We believe time is of the essence for this project, to start the process again would take well over 12 months just to formulate a plan let alone erect the new facility.

Finally, we would like to again highlight reasons why the proposed multipurpose facility would not be suitable at the existing rec centre.

- Significant ground works required to elevate site due to flooding
- We believe there is not enough space for the REC centre at the site, without having to move the fence (which IDPA paid for and erected) this current space is utilised for parking during any event at the facility and without this space for parking would cause issues with access, this would also increase development costs.
- The facility is only cleaned 1x week – this would have to increase to daily or 5 x days a week if you put the multipurpose facility at site.
- The social space at the Rec Centre is not really suitable in our opinion for the purposes we highlighted in the consultations above in that there is a significant cleaning cost once the facility is open to public. The cleaning of an open outdoor facility would be minimal.

Whilst some of these issues are considered “operational” they are considerable issues which we have overcome with design, access and the use of the proposed re-development at the Tennis Courts at Torrs Road.

We await your response in relation to our joint initiative moving forward.

Kind regards

Kate Wright  
President



Local Government  
Remuneration Commission

03 July 2023

Dear Mayors and Councillors

**Re: Local Government Remuneration Commission council category review**

I am writing to bring your attention to the ongoing review of council categorisation by the Local Government Remuneration Commission.

As advised in my correspondence of 30 March 2023, the independent Local Government Remuneration Commission (the Commission) is currently undertaking a review of Queensland's councillor and mayor remuneration categories.

In completing the review, the Commission is seeking to ensure council remuneration categories are suitable for the current environment in which councils operate and to establish categorisation methodology that is fair, equitable, measurable, and transparent to support future decision-making by the Commission.

To ensure that all stakeholders have the opportunity to provide input to the review, the Commission has released a consultation paper detailing the review process and the proposed methodology.

To access the consultation paper, please visit the commission's webpage. The consultation period will be open until 28 July 2023.

<https://www.statedevelopment.qld.gov.au/local-government/for-councils/governance/local-government-remuneration-commission/category-review>

If you have any further queries in this regard, please contact the Commission Secretariat at [LGRcenquiries@dsdilgp.qld.gov.au](mailto:LGRcenquiries@dsdilgp.qld.gov.au).

Yours sincerely

A handwritten signature in black ink, appearing to read "Bob Abbot".

Bob Abbot OAM  
**Chair**  
**Queensland Local Government Remuneration Commission**

1 William Street Brisbane  
PO Box 15009  
City East Qld 4002  
[www.statedevelopment.qld.gov.au](http://www.statedevelopment.qld.gov.au)

# Consultation Paper

## 2023 Review of Local Government Council Categorisation

Queensland Local Government Remuneration  
Commission

July 2023

# Contents

1. Introduction and current approach .....	1
• Purpose of the paper .....	1
• Have your say .....	1
• About the Commission .....	1
• Current approach .....	2
• Case for change .....	2
• Review objective .....	3
2. Developing a new approach .....	4
3. Proposed framework .....	8
4. Next steps .....	11
5. Appendix .....	1



# Section 1

## Introduction and current approach

### Purpose of the paper

The Local Government Remuneration Commission (the Commission) is responsible for establishing and reviewing the categorisation of councils for the purpose of setting maximum remuneration levels for councillors and mayors.

During 2023 the commission is undertaking a remuneration category review.

This paper presents the Commission's review of the existing categories and seeks input from councillors and mayors on the proposed approach for future categorisation.

**Note:** The determination of the maximum remuneration amounts of councillors and mayors is out of scope for this review, given this can only occur once the councils are allocated to a category. The annual review of maximum remuneration will occur after the category review.

### Have your say

The Commission is seeking written input about the proposed framework for future categorisation of councils.

To guide submissions the Commission has included focus questions throughout the Consultation Paper.

You can email submissions to [lgrcenquiries@dsdilgp.qld.gov.au](mailto:lgrcenquiries@dsdilgp.qld.gov.au) with the subject line '2023 Category Review' by COB Friday 28 July 2023.

Submissions received will be considered by the Commission as part of completing the category review.

### About the Commission

The Commission, established under the *Local Government Act 2009* (the Act), has the following functions:

- to establish the remuneration categories of local governments;
- to decide the category to which each local government belongs;
- to decide the maximum amount of remuneration payable to the councillors in each of the categories;
- to consider and make recommendations to the Minister about matters relating to councillor advisors; and
- another function related to the remuneration of councillors directed, in writing, by the Minister.

Decisions of the Commission apply to all councillors, deputy mayors and mayors, except for Brisbane City Council.

The Commission has a statutory obligation to complete a review of the remuneration categories once during each local government term.

### Current approach

There are currently eight council remuneration categories. Generally, the councils with the smallest populations are in category 1 and the council with the highest population is in category 8. A list of the local governments assigned to the current categories can be found in the [Local Government Remuneration Commission Annual Report 2021-22](#).

Historically the method to allocate councils into categories has varied. Between 2007 and 2014, the Commission assigned councils to one of ten categories, however, in 2015 the Commission determined it would discontinue the use of the previously named “special category” and categories 1 and 2. The Commission introduced a new category (category 2) positioned between the previous category 3 and 4 levels and re-numbered the categories as 1 to 8. Neither the 2007 nor 2015 determinations detailed specific category criteria or metrics for the framework.

### Case for change

The members were appointed to the Commission on 1 October 2019. The Commission recognised that the existing categorisation framework has not had any significant updates since 2015. Furthermore, the Commission has recognised that the framework (including the criteria, thresholds and metrics) is not published. Considering this, the Commission wants to ensure that there is a fit for purpose framework to guide Commission decision making in the future.

Shortly after their appointment the Commission maintained the existing categorisation model and ranking system. However, the Commission also recognised that the thresholds and metrics attached to the model are due for modernisation. The existing methodology potentially creates a lack of transparency in decision making and may not provide councils, or the Commission, with a set of well-defined criteria against which council categorisation is considered. This limits the ability for the Commission to be adaptive to change to maintain fit for purpose classification outcomes.

A well-defined framework will improve clarity and equity in categorisation of councils.

Challenges faced by the Commission using the current approach include:

- The existing methodology may not sufficiently achieve objectivity, consistency and transparency against the legislative criteria by which councils are allocated to categories.
- Difficulty in maintaining a consistent classification approach without a clear classification framework.
- Difficulty in assessing ad hoc council submissions seeking classification change on a fair and equitable basis.
- Accounting for the nuances of individual councils in the most equitable manner from a whole of sector perspective.

Given these and other challenges faced by the Commission in maintaining the current approach, there is a need to develop a framework that identifies a contemporary and clearer set of measurable criteria against which councils can be assessed.

### **QUESTION – Case for change**

- Do you support the case for change from the existing categorisation framework?

### **Review objective**

The Commission is seeking to achieve a documented methodology and categories for determining mayor, deputy mayor and councillor remuneration that:

- is fair, equitable, measurable and transparent;
- balances the requirement to differentiate between local governments with the need for simplicity; and
- supports the attraction and retention of high-quality mayors and councillors and an effective local government sector, while also supporting financially sustainable councils.

The scope of the Commission's category review is focused on the legislative requirements to establish the categories of local government and decide the category that the council belongs. The review is also focused on deriving a contemporary framework that is fit for purpose and can be adjusted over time to respond to significant sectoral challenges.

The determination of the maximum remuneration amounts of councillors and mayors is out of scope for this review, given this can only occur once the councils are allocated to a category. The annual review of maximum remuneration will occur after the category review.

## Section 2

# Developing a new approach

The review has followed a staged approach to the development of the draft framework. The key components of this approach are outlined in this section.

### Component 1: Categorisation criteria considerations

To develop a robust and fit for purpose framework the Commission has considered:

- legislative requirements
  - Section 177 of the *Local Government Act 2009* (the Act) and section 242 of the *Local Government Regulation 2012* (the Regulation);
- council feedback and submissions; and
- review of inter-jurisdictional approaches.

#### Legislative requirements

Section 177 of the Act requires the Commission to create a set of categories of local government for the purpose of councillor and mayoral remuneration. When establishing categories of local governments, section 242 of the Regulation states that the Commission must have regard to—

- the size, and geographical and environmental terrain, of local government areas;
- the population of local government areas, including the areas' demographics, the spread of population serviced by the local governments and the extent of the services the local governments provide; and
- may have regard to other matters the Commission considers relevant to the effectiveness, efficiency, and sustainability of local governments.

#### Recent council submissions to the Commission

Council submissions were consistent in their request for the Commission to develop a framework that is based on a model using a clear, repeatable and documented process supported by clear metrics.

#### Inter-jurisdictional approaches

A review of council categorisation and remuneration practices across all Australian local government jurisdictions showed that there is no consistency in frameworks.

Generally, population and operating expenditure are the two most common factors used in determining council categorisation. However, there is a broad mix of other criteria used ranging from area (geographical size) and the nature and volume of business / industry, to sphere of economic influence.

Refer to appendix 1 for detailed identification of each jurisdictions factors to determine categorisation of councils.

### Component 2: Development of guiding principles

The Commission has established a set of proposed guiding principles to support the new craterisation approach.

The principles and summary descriptors are summarised in Table 1 below:

**Table 1: Guiding principles**

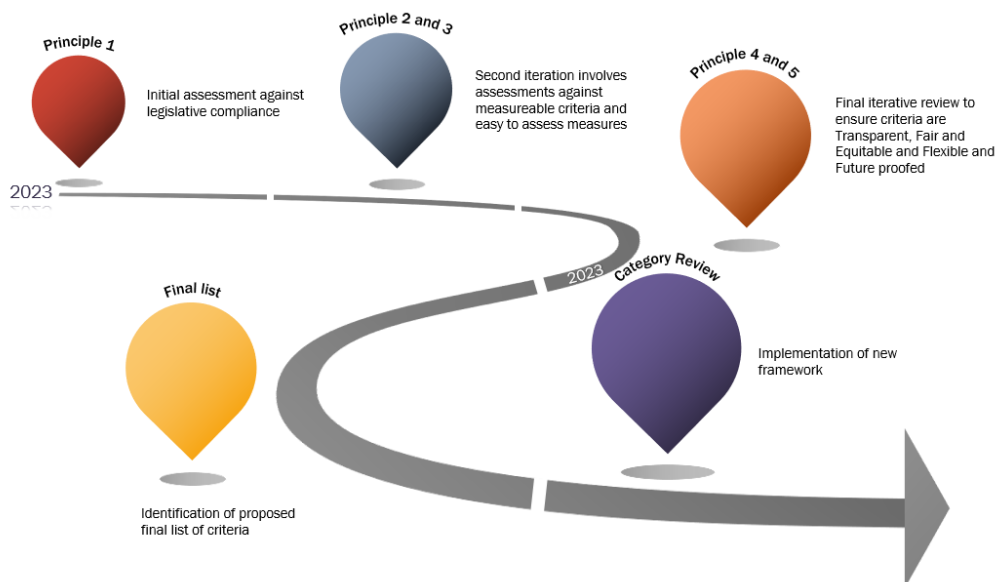
Principle	Descriptor
1. Legislative Compliance	The categorisation framework must include criteria that comply with legislation (Act and Regulation)
2. Measurable Criteria	The criteria must be clearly defined, easy to measure, assess, and explain. The use of qualitative measures should be limited to reduce subjectivity.
3. Easy to Assess Measures	Evidence-based data from authoritative sources must be available and easily accessible to enable assessment against each criterion.
4. Transparent, Fair and Equitable	The framework must be constructed in a way that is easy to understand/explain, enables the criteria to be applied to all councils in a consistent, fair and equitable manner, and result in a defensible categorisation outcome.
5. Flexible and Future Proofed	The framework should provide sufficient flexibility for the Commission to consider and implement variations to the framework to cater for changed circumstances.

#### **QUESTIONS – Guiding principles**

- Do you agree with the guiding principles used to develop the category framework?
- If no, what would you propose for inclusion and does this meet the legislative requirements?

## Component 3: Criteria identification and selection

An iterative approach was undertaken where some potential criteria were removed at the completion of each iteration. This approach resulted in the proposed framework criteria.



The criteria and reasons for inclusion are provided in Table 2 below:

**Table 2: Proposed criteria**

Criteria	Rationale
Revenue	Revenue is considered a key criterion as it is a useful proxy measure for councils' accountability for effectively and efficiently managing controllable resources in achieving defined business, service, developmental or operational objectives of council and includes consideration of the complexity and range of services provided; as such it captures the scale and complexity of council operations.
Population/ Geography	Population including the spread of the population is considered a key criterion given the legislative requirements.
Population Growth	Population growth is considered a key criterion given the direct impact on Council in terms of the planning and infrastructure development required to accommodate population growth.
Socio-economic status	Socio-economic status of the local government area is considered a key criterion as it accounts for the differences in complexities of councils with different levels of socio-economic advantage / disadvantage.
Industry impacts	Industry impacts is considered a key criterion as it directly impacts the complexity and demands of Council resulting from the nature of industry, stakeholders involved, political/community sensitivity/controversy, negotiation/contractual requirements, scale and size of industry development. Council submissions also indicate that new and emerging industries impact on the complexity of the councillor role.

The Commission considered other possible criteria including Interjurisdictional alignment, operating and capital expenditure, range of services and council innovation.

Council submissions have previously requested that innovation and range of services be included for consideration to highlight variations within industry. However, the Commission determined that they were excluded from further consideration due to the limitations for a consistent measurement and assessment across all councils. Furthermore, some services could be captured through their inclusion in revenue criteria.

### **Component 4: Develop primary and adjusting criteria**

#### **Primary and Adjusting Criteria**

Revenue best aligns to the legislative requirements as it addresses all the primary requirements. In general, revenue raising capacity is influenced by the size of land, population demographics and the extent of service delivery required to be met.

Therefore, the Commission is proposing that revenue is the primary criterion.

The other four criteria are designed to recognise elements that are not captured by revenue, but which do have an impact on the complexity and demands placed on a council. Their inclusion modifies the assessment of a council over another with similar revenue.

## Section 3 Proposed framework

Following the completion of the building block approach, the draft framework has been developed. The below table shows the draft criteria, the measurement and proposed rating scale applied to each criterion.

There will be six main categories driven by the primary revenue criterion. Each category will contain three bands – low, medium, and high.

The Commission considers the use of revenue as the key indicator to place a council into one of the six categories. Therefore, revenue is proposed as the primary driver for council category placement. To recognise differences in Council’s operating environment the approach applies four proposed adjustment criteria. This allows council categorisation of up to 18 bands.

CRITERIA		KEY MEASURE (SOURCE)	RATING SCALE
<b>PRIMARY CRITERION</b>	Revenue	Total operating revenue (Source: Council’s Financial Statements)	6 revenue categories (refer further detail under ‘Primary criterion thresholds’ heading below)
<b>A D J U S T I N G C R I T E R I A</b>	Population/ Geography	Population dispersion based on total average distance from primary centre (calculated as average km of small centres from primary centre multiplied by number of small places based on scaled count score (Source: QGSO))	Application of adjusting criteria is used to differentiate councils based on these four elements within the primary criteria band.
	Projected population growth	Annualised population growth based on the previous 5 years and projected 5 years (Source: QGSO)	
	Socio-Economic Status	SEIFA index of relative socio-economic disadvantage decile (Source: ABS)	
	Industry Impacts (if included)	Qualitative measure: level of complexity and involvement required of Council in managing negotiations and stakeholder / community interests, and impacts on Council infrastructure planning and development, because of key industries and developments. Source: Proposed that councils would need to demonstrate how they meet the criterion. This would also require a qualitative assessment by the Commission.	



### Thresholds applying to the criteria

#### Primary criterion thresholds

Total operating revenue (rates, service fees, grants, other sources) provides an accurate measure of regular and sustained revenue to reflect the scale and complexity of operations on an ongoing basis and is not subject to fluctuations. Proposed revenue threshold limits have been created by applying a revenue impact approach commonly used in assessing organisation size in traditional remuneration work value determination methodologies. The proposed framework uses the following threshold limits across six categories.

Category	Revenue
A	Up to \$50m
B	\$50.1m to \$125m
C	\$125.1m to \$250m
D	\$250.1m to \$500m
E	\$500.1m to \$1b
F	> \$1b

#### QUESTIONS - Primary revenue criteria thresholds?

- Do you support the proposed revenue thresholds?
- If No; What thresholds do you propose (including rationale)?

#### Adjusting criteria thresholds

It is proposed that a rating scale be introduced for the following two population criteria, based on thresholds informed by the actual spread of the measures across all Councils.

#### Population dispersion

The population dispersion considers both population and demography. The proposed model shows that councils with smaller towns within close proximity to the primary centre have shorter average distances to the primary centre. This is relative to councils with fewer small centres which require longer average travel distances to the primary centre. It reflects travel demands placed on council/councillors as measured by the total average distance from the primary centre.

### Population growth

A historical and projected view over a 10-year period smooths out and reduces any potential projection errors.

Population growth can create additional requirements for infrastructure planning and development. A lower percentage (percentile data) relating to population growth reflects councils with low growth, where it is expected that there is little additional infrastructure planning and development. This approach acknowledges the complexities of future planning and infrastructure development not reflected in total operating revenue or other adjusting criteria.

### Socio-Economic Indexes for Areas (SEIFA)

SEIFA thresholds are aligned with thresholds used by the Queensland Local Government Grants Commission and are used to ensure consistency of interpretation.

The Commission believes the thresholds noted above in this section allow for a controlled and accountable way for the categorisation of a council into a primary revenue category and point scoring under the adjusting criteria.

#### QUESTIONS

##### Adjusting criteria

- Do you support the adjusting criteria identified in this paper?

##### Adjusting criteria - Industry Impacts

- Council feedback has previously included a request for potential inclusion of industry impacts to be considered as part of a category framework - how would you review and assess industry impacts to develop an equitable, clear and repeatable criterion that can be included in a state-wide framework?

##### Other considerations

- Are there other accessible factors / metrics that are not included in the proposed model?

**Note:** any suggestions for consideration of additional / alternative factors / metrics must be supported by details of accessible quantifiable and reliable data sources. The proposed factor must be able to be applied across all councils in line with the guiding principles.

# Next steps

The Commission is seeking feedback on the category framework through the questions identified throughout the consultation paper.

## Timeline

You can email any submissions, questions, or concerns to [lgrcenquiries@dSDLGP.qld.gov.au](mailto:lgrcenquiries@dSDLGP.qld.gov.au) with the subject line '2023 Category Review'.

Feedback on this preliminary paper will close on Friday 28 July 2023.





















## What happens next?

The Commission will continue to engage with stakeholders and collate and consider feedback in the coming months.

- In October 2023, the Commission will report back to councils and stakeholders on this engagement with a final framework for implementation.
- The Commission use the final framework to allocate councils to a category
- Prior to 1 December 2023 the Commission will determine the maximum remuneration for each category. The maximum remuneration levels will be implemented from 1 July 2024.
- The Commission will take the opportunity to provide clarity through the report and remuneration schedule regarding any other remuneration as required.

# Appendix

## Appendix 1

State / Factor	New South Wales	Victoria	Tasmania	South Australia	Western Australia	Northern Territory	Queensland
 Terrain of Council							
 Operating Expenditure							
 Services / Demand to Service							
 Area (size)							
 Population							
 Industry / Economy							
 Revenue							
 Voter Mix							
 SEIFA							
 Meetings							
 Community Involvement							
 Growth and Development							
 Social/ Economic/ Environment Issues							
 Strategic Planning							
 State or National Negotiations							
 Infrastructure Development							
 Other (e.g. Capacity to Pay, FTE, sustainability)							
 Nature and Volume of Business							
 Diversity of Community							
 Significance of Council							





## LONGREACH SCOUT GROUP

P O Box 381, Longreach Qld 4730



6 July 2023

The Chief Executive Officer,  
Longreach Regional Council  
P O Box 144  
Ilfracombe. Qld. 4727

Dear Brett and Councillors,

The Longreach Scout Group is turning 110 years old this year and to celebrate this occasion on 30/9 and 1/10, we are planning to hold a Scout Parade to conclude with a dinner function for the community at the Scout Den and then on the Sunday we will hold a function at Smithy's Outback Aussie Tours.

We are asking if Council could have a look at the metal cover in front of the Scout Den and replace with a cover that does not sit high on the ground. This is becoming a hazard. (It has been there for many years)

The area in front of the Scout Den between the fence and the road is getting very rough especially with the rain and we are asking if Council could grade and lay some white rock or similar in this area.

We have the Chief Commissioner of Australia attending and maybe the Governor General Mr David Hurley who is the Chief Scout of Australia at this stage and would like it to show case the Den as well as Longreach.

We have applied for, and it has been approved for the extension of the Scouting Museum (this museum is the only one in Queensland outside of Brisbane). This is displaying the history of the Longreach Scout Group and honouring the 26<sup>th</sup> Battalion.

We await your positive reply.

Yours in Scouting,

A handwritten signature in black ink, appearing to read "John Palmer".

John Palmer OAM – Group Leader – Longreach Scout Group

Group Leader: John Palmer OAM - 0407654343 - palmbp@bigpond.net.au

President - Laura Richards - 0467321194

Secretary: Erin Saltmarsh 0419378841

Treasurer: Kristie Osborne - 0400534181

Bank Details: Westpac Longreach 034194 180454